




Club Health Assessment for District 334 A through December 2025

| | | | Status | Membership | | | | | | Reports | | | | Finance | | LCIF |
|-------------------------------|---|--------------|-------------------------------------|-------------------------|-------------------|---------------------|---------------------|-------------------------|---------------------------------------|--------------------------------|--------------------------------|---------------------------------|-------------------|--------------------------------------|-----------------|---------------|
| Club Number | Club Name | Charter Date | Times in Status Quo in Past 2 Years | Current Member Count ** | YTD Members Added | YTD Members Dropped | YTD Net Growth% *** | Member Count 1 Year Ago | Dropped Members Avg.Length of Service | Months Since Membership Update | Current Officers Reported **** | Current President Repeated Term | VP Reported ***** | Last Date Reported Service (mm/yyyy) | Account Balance | YTD Donations |
| Clubs less than two years old | | | | | | | | | | | | | | | | |
| 157751 | Nagoya Frontier No Kaigo | 03/27/2024 | Active | 20 | 2 | 2 | 0.00% | 20 | 1 | 3 | Y | 3 | | | | \$2,769.52 |
| 190849 | Nagoya Gold | 11/11/2025 | Newly Chartered | 20 | 20 | 0 | 100.00% | 0 | | 0 | Y | | | | | |
| 186551 | Okazaki Ohwa | 07/13/2025 | Active | 27 | 27 | 0 | 100.00% | 0 | | 4 | Y | | | | | |
| 181275 | Tahara Fujitsu | 03/26/2025 | Active | 58 | 11 | 18 | -10.77% | 0 | 0 | 0 | Y | | | 12/2025 | | |
| Clubs more than two years old | | | | | | | | | | | | | | | | |
| 34072 | AICHI CHUO L C Exc Award (06/30/2016, 06/30/2017) | 06/08/1977 | Active | 23 | 0 | 2 | -8.00% | 26 | 16 | 0 | N | | | 12/2025 | | \$5,000.03 |
| 103790 | AICHI EMERALD Exc Award (06/30/2017, 06/30/2024) | 10/10/2008 | Active | 41 | 1 | 0 | 2.50% | 42 | | 5 | Y | | | 02/2025 | | |
| 78054 | AICHI GRACE | 01/13/2004 | Active | 10 | 0 | 0 | 0.00% | 12 | | 6 | Y | 2 | N | 03/2025 | | \$1,000.00 |
| 24791 | AICHI HONOKUNI Exc Award (06/30/2020) | 12/20/1961 | Active | 37 | 0 | 2 | -5.13% | 41 | 23 | 3 | Y | 2 | R | 01/2025 | | |
| 96903 | AICHI SAKURA Exc Award (06/30/2017, 06/30/2021) | 04/10/2006 | Active | 42 | 0 | 0 | 0.00% | 48 | | 2 | Y | | N | 12/2023 | | \$15,700.05 |
| 130812 | Aichi Y.C.E. | 04/26/2017 | Active | 4 | 0 | 0 | 0.00% | 7 | | 4 | N | | | 01/2025 | | |
| 24764 | AISAI Exc Award (06/30/2016, 06/30/2020, 06/30/2022) | 09/27/1970 | Active | 59 | 2 | 0 | 3.51% | 58 | | 0 | Y | | | 12/2025 | | \$10,237.48 |
| 24661 | AMA Exc Award (06/30/2019, 06/30/2022) | 07/18/1969 | Active | 49 | 4 | 1 | 6.52% | 50 | 11 | 4 | Y | | N | 09/2025 | | \$2,700.06 |
| 24663 | ANJYO | 11/17/1961 | Active | 30 | 0 | 0 | 0.00% | 31 | | 6 | Y | | | 12/2025 | | \$5,900.01 |
| 24662 | ANJYO MINAMI Exc Award (06/30/2021) | 07/20/1967 | Active | 54 | 1 | 0 | 1.89% | 57 | | 0 | Y | | | 08/2025 | | \$24,500.04 |
| 24669 | CHIRYU Exc Award (06/30/2022, 06/30/2023) | 04/25/1964 | Active | 65 | 2 | 2 | 0.00% | 67 | 34 | 0 | Y | | | 12/2025 | | \$11,118.77 |
| 24670 | CHITA Exc Award (06/30/2022) | 11/25/1963 | Active | 35 | 2 | 3 | -2.78% | 35 | 7 | 0 | Y | | | 12/2025 | | |
| 109487 | CHITA SOUTHERN SENIOR | 10/11/2010 | Active | 11 | 0 | 0 | 0.00% | 11 | | 6 | Y | | | 03/2024 | | |
| 24675 | GAMAGORI | 10/30/1961 | Active | 73 | 3 | 1 | 2.82% | 73 | 1 | 0 | Y | | N | 12/2025 | | \$4,118.76 |



Club Health Assessment for District 334 A through December 2025

|  | | | Status | Membership | | | | | | Reports | | | | Finance | LCIF | |
|--|--------------------|--------------|-------------------------------------|-------------------------|-------------------|---------------------|---------------------|-------------------------|---------------------------------------|--------------------------------|--------------------------------|---------------------------------|-------------------|--------------------------------------|-----------------|---------------|
| Club Number | Club Name | Charter Date | Times in Status Quo in Past 2 Years | Current Member Count ** | YTD Members Added | YTD Members Dropped | YTD Net Growth% *** | Member Count 1 Year Ago | Dropped Members Avg.Length of Service | Months Since Membership Update | Current Officers Reported **** | Current President Repeated Term | VP Reported ***** | Last Date Reported Service (mm/yyyy) | Account Balance | YTD Donations |
| Exc Award (06/30/2025) | | | | | | | | | | | | | | | | |
| 49281 | GAMAGORI MARIN | 03/06/1989 | Active | 28 | 3 | 0 | 12.00% | 30 | | 5 | Y | | | 12/2024 | | \$10,000.00 |
| 24680 | HANDA | 11/18/1960 | Active | 58 | 4 | 0 | 7.41% | 59 | | 2 | Y | | N | 09/2025 | | \$18,400.08 |
| Exc Award (06/30/2016, 06/30/2020, 06/30/2022) | | | | | | | | | | | | | | | | |
| 24681 | HEKINAN | 12/12/1964 | Active | 86 | 13 | 0 | 17.81% | 80 | | 2 | Y | | N | 07/2025 | | \$8,000.00 |
| Exc Award (06/30/2017) | | | | | | | | | | | | | | | | |
| 24685 | ICHINOMIYA | 10/16/1956 | Active | 272 | 16 | 5 | 4.21% | 260 | 10 | 0 | Y | | N | 10/2025 | | \$12,118.78 |
| Exc Award (06/30/2016, 06/30/2017, 06/30/2018, 06/30/2020, 06/30/2022, 06/30/2023, 06/30/2024) | | | | | | | | | | | | | | | | |
| 36949 | ICHINOMIYA HIGASHI | 04/06/1979 | Active | 57 | 4 | 8 | -6.56% | 65 | 15 | 0 | N | | N | 10/2025 | | \$2,059.38 |
| Exc Award (06/30/2016, 06/30/2018, 06/30/2019, 06/30/2020, 06/30/2021, 06/30/2023) | | | | | | | | | | | | | | | | |
| 24689 | ICHINOMIYA NAKA | 05/12/1961 | Active | 27 | 0 | 2 | -6.90% | 30 | 17 | 0 | Y | | N | 10/2025 | | \$5,059.37 |
| Exc Award (06/30/2017, 06/30/2019, 06/30/2022) | | | | | | | | | | | | | | | | |
| 24691 | ICHINOMIYA SOUTH | 11/10/1958 | Active | 35 | 0 | 1 | -2.78% | 44 | 5 | 3 | Y | | N | 12/2025 | | \$29.68 |
| Exc Award (06/30/2018, 06/30/2020) | | | | | | | | | | | | | | | | |
| 24688 | INAZAWA | 06/02/1963 | Active | 31 | 0 | 1 | -3.13% | 32 | 40 | 0 | Y | | | 11/2025 | | \$3,059.37 |
| Exc Award (06/30/2017, 06/30/2018) | | | | | | | | | | | | | | | | |
| 41634 | INAZAWA MIDORI | 06/23/1982 | Active | 50 | 3 | 2 | 2.04% | 50 | 4 | 3 | Y | | N | 03/2025 | | \$2,000.01 |
| Exc Award (06/30/2017, 06/30/2019) | | | | | | | | | | | | | | | | |
| 24690 | INUYAMA | 09/22/1962 | Active | 48 | 0 | 2 | -4.00% | 56 | 14 | 0 | Y | | | 10/2023 | | \$5,100.01 |
| Exc Award (06/30/2022) | | | | | | | | | | | | | | | | |
| 50277 | IWAKURA | 03/07/1990 | Active | 15 | 0 | 0 | 0.00% | 15 | | 6 | Y | | N | 12/2025 | | \$1,500.00 |
| 24698 | KANIE | 06/23/1963 | Active | 16 | 0 | 1 | -5.88% | 19 | 1 | 5 | Y | | | 03/2025 | | |
| Exc Award (06/30/2017, 06/30/2022) | | | | | | | | | | | | | | | | |
| 24700 | KARIYA | 02/07/1965 | Active | 87 | 4 | 1 | 3.57% | 76 | 53 | 1 | Y | | | 07/2025 | | \$17,622.05 |
| Exc Award (06/30/2016, 06/30/2018, 06/30/2019, 06/30/2021, 06/30/2022, 06/30/2023, 06/30/2024, 06/30/2025) | | | | | | | | | | | | | | | | |
| 24701 | KASUGAI | 01/10/1963 | Active | 58 | 5 | 3 | 3.57% | 52 | 13 | 0 | Y | | N | 02/2025 | | \$13,000.01 |
| Exc Award (06/30/2016, 06/30/2017, 06/30/2018, 06/30/2022, 06/30/2025) | | | | | | | | | | | | | | | | |



Club Health Assessment for District 334 A through December 2025

| | | | Status | Membership | | | | | | Reports | | | | Finance | LCIF | |
|-------------|--|--------------|-------------------------------------|-------------------------|-------------------|---------------------|---------------------|-------------------------|---------------------------------------|--------------------------------|--------------------------------|---------------------------------|-------------------|--------------------------------------|-----------------|---------------|
| Club Number | Club Name | Charter Date | Times in Status Quo in Past 2 Years | Current Member Count ** | YTD Members Added | YTD Members Dropped | YTD Net Growth% *** | Member Count 1 Year Ago | Dropped Members Avg.Length of Service | Months Since Membership Update | Current Officers Reported **** | Current President Repeated Term | VP Reported ***** | Last Date Reported Service (mm/yyyy) | Account Balance | YTD Donations |
| 36276 | KASUGAI CHUO | 11/06/1978 | Active | 94 | 4 | 1 | 3.30% | 97 | 1 | 0 | Y | | N | 03/2024 | | \$7,429.68 |
| | Exc Award (06/30/2016, 06/30/2017, 06/30/2018, 06/30/2023, 06/30/2024) | | | | | | | | | | | | | | | |
| 56160 | KASUGAI KEYAKI | 10/18/1994 | Active | 35 | 3 | 0 | 9.38% | 40 | | 1 | Y | | N | 12/2022 | | \$12,660.38 |
| | Exc Award (06/30/2020) | | | | | | | | | | | | | | | |
| 101976 | KASUGAI SAKURA | 05/02/2008 | Active | 32 | 1 | 0 | 3.23% | 32 | | 0 | Y | | N | 12/2025 | | \$5,000.02 |
| | Exc Award (06/30/2016) | | | | | | | | | | | | | | | |
| 24703 | KIRA | 06/17/1962 | Active | 47 | 3 | 2 | 2.17% | 46 | 20 | 2 | Y | | | 12/2025 | | \$10,818.83 |
| | Exc Award (06/30/2018, 06/30/2022, 06/30/2024) | | | | | | | | | | | | | | | |
| 24707 | KOMAKI | 11/22/1962 | Active | 81 | 3 | 1 | 2.53% | 76 | 27 | 0 | Y | | | 03/2025 | | \$4,118.75 |
| | Exc Award (06/30/2016, 06/30/2017, 06/30/2023, 06/30/2024, 06/30/2025) | | | | | | | | | | | | | | | |
| 24709 | KONAN | 03/24/1959 | Active | 107 | 4 | 1 | 2.88% | 111 | 10 | 0 | Y | | | 12/2025 | | \$12,148.48 |
| | Exc Award (06/30/2018) | | | | | | | | | | | | | | | |
| 24710 | KOTA | 05/22/1966 | Active | 5 | 0 | 0 | 0.00% | 5 | | 19 | Y | 6 | R | 01/2024 | | |
| 24717 | MIHAMA | 11/28/1964 | Active | 49 | 2 | 0 | 4.26% | 48 | | 1 | Y | | N | 11/2025 | | \$28,418.82 |
| | Exc Award (06/30/2017, 06/30/2018, 06/30/2019, 06/30/2024) | | | | | | | | | | | | | | | |
| 24718 | MINAMICHITA | 04/01/1965 | Active | 49 | 3 | 0 | 6.52% | 47 | | 2 | Y | | | 11/2025 | | \$59.37 |
| | Exc Award (06/30/2017, 06/30/2024) | | | | | | | | | | | | | | | |
| 24721 | MIYOSHI AICHI | 01/10/1965 | Active | 49 | 0 | 1 | -2.00% | 51 | 0 | 1 | Y | | N | 11/2025 | | \$9,120.29 |
| | Exc Award (06/30/2016, 06/30/2017, 06/30/2023, 06/30/2024, 06/30/2025) | | | | | | | | | | | | | | | |
| 24729 | NAGOYA | 08/10/1954 | Active | 41 | 0 | 0 | 0.00% | 37 | | 0 | Y | | | 07/2024 | | \$2,818.80 |
| | Exc Award (06/30/2017, 06/30/2021, 06/30/2022) | | | | | | | | | | | | | | | |
| 24731 | NAGOYAAOI | 06/23/1965 | Active | 46 | 1 | 5 | -8.00% | 52 | 20 | 1 | Y | | N | 07/2025 | | \$78.15 |
| | Exc Award (06/30/2019) | | | | | | | | | | | | | | | |
| 24730 | NAGOYAATSUTA | 04/01/1965 | Active | 35 | 0 | 0 | 0.00% | 33 | | 0 | Y | | N | 05/2025 | | \$5,004.26 |
| | Exc Award (06/30/2016, 06/30/2018, 06/30/2021, 06/30/2022, 06/30/2023, 06/30/2025) | | | | | | | | | | | | | | | |
| 55185 | NAGOYA CHIKUSA | 01/05/1994 | Active | 30 | 11 | 6 | 20.00% | 27 | 2 | 0 | Y | | | 11/2025 | | \$4,040.04 |
| | Exc Award (06/30/2018, 06/30/2019, 06/30/2023) | | | | | | | | | | | | | | | |



Club Health Assessment for District 334 A through December 2025

| | | | Status | Membership | | | | | | Reports | | | | Finance | LCIF | |
|-------------|--|--------------|-------------------------------------|-------------------------|-------------------|---------------------|-------------------|-------------------------|---------------------------------------|--------------------------------|--------------------------------|---------------------------------|-------------------|--------------------------------------|-----------------|---------------|
| Club Number | Club Name | Charter Date | Times in Status Quo in Past 2 Years | Current Member Count ** | YTD Members Added | YTD Members Dropped | YTD Net Growth*** | Member Count 1 Year Ago | Dropped Members Avg.Length of Service | Months Since Membership Update | Current Officers Reported **** | Current President Repeated Term | VP Reported ***** | Last Date Reported Service (mm/yyyy) | Account Balance | YTD Donations |
| 116236 | NAGOYA CITY | 03/05/2012 | Active | 25 | 0 | 0 | 0.00% | 27 | | 6 | Y | | N | 05/2025 | | \$3,920.02 |
| | Exc Award (06/30/2016, 06/30/2020, 06/30/2023) | | | | | | | | | | | | | | | |
| 24732 | NAGOYA EAST | 09/02/1959 | Active | 35 | 1 | 2 | -2.78% | 44 | 6 | 0 | Y | | | 12/2025 | | \$3,775.84 |
| | Exc Award (06/30/2016, 06/30/2018) | | | | | | | | | | | | | | | |
| 153958 | Nagoya Frontier | 03/30/2023 | Active | 8 | 0 | 1 | -11.11% | 12 | 3 | 0 | Y | | | 05/2025 | | \$104.23 |
| 24742 | NAGOYA HIGASHIYAMA | 01/07/1966 | Active | 39 | 6 | 1 | 14.71% | 34 | 0 | 0 | Y | 2 | | 12/2025 | | \$2,078.15 |
| | Exc Award (06/30/2019) | | | | | | | | | | | | | | | |
| 33613 | NAGOYA HONMARU | 03/31/1977 | Active | 42 | 3 | 1 | 5.00% | 41 | 2 | 1 | Y | | | 09/2025 | | \$3,740.90 |
| | Exc Award (06/30/2016) | | | | | | | | | | | | | | | |
| 68675 | NAGOYA HORIKAWA | 04/23/2003 | Active | 36 | 0 | 4 | -10.00% | 40 | 17 | 0 | Y | | N | 09/2024 | | |
| 30218 | NAGOYA JOHOKU | 02/05/1975 | Active | 29 | 0 | 2 | -6.45% | 36 | 31 | 0 | Y | | N | 10/2025 | | |
| | Exc Award (06/30/2016) | | | | | | | | | | | | | | | |
| 24740 | NAGOYA JOTO | 01/17/1969 | Active | 21 | 1 | 1 | 0.00% | 21 | 10 | 0 | Y | | | 11/2025 | | \$2,244.84 |
| 46129 | NAGOYA KUSUNOKI | 04/08/1986 | Active | 22 | 1 | 0 | 4.76% | 22 | | 5 | Y | | N | 10/2024 | | \$1,222.94 |
| 24734 | NAGOYA MEIJYO | 10/26/1961 | Active | 32 | 0 | 5 | -13.51% | 39 | 21 | 0 | Y | | | 10/2024 | | \$59.37 |
| | Exc Award (06/30/2018, 06/30/2019) | | | | | | | | | | | | | | | |
| 57310 | NAGOYA MEINAN | 08/30/1995 | Active | 34 | 0 | 1 | -2.86% | 37 | 3 | 2 | Y | | N | 09/2025 | | \$5,190.29 |
| | Exc Award (06/30/2017, 06/30/2018) | | | | | | | | | | | | | | | |
| 30136 | NAGOYA MEITO | 01/16/1975 | Active | 31 | 3 | 0 | 10.71% | 29 | | 1 | Y | | | 12/2025 | | \$222.94 |
| | Exc Award (06/30/2024) | | | | | | | | | | | | | | | |
| 38766 | NAGOYA MIDORI | 06/17/1980 | Active | 22 | 0 | 0 | 0.00% | 24 | | 6 | Y | | N | 02/2025 | | \$104.20 |
| 24736 | NAGOYA MINATO | 09/06/1961 | Active | 27 | 1 | 2 | -3.57% | 32 | 24 | 0 | Y | | N | 05/2025 | | \$104.20 |
| 127108 | Nagoya MJF | 03/23/2016 | Active | 22 | 0 | 0 | 0.00% | 24 | | 8 | Y | | | 08/2024 | | \$9,124.49 |
| 24737 | NAGOYA MORIYAMA | 01/11/1963 | Active | 24 | 3 | 0 | 14.29% | 25 | | 0 | Y | | | 08/2025 | | \$2,500.03 |
| | Exc Award (06/30/2019, 06/30/2020) | | | | | | | | | | | | | | | |
| 24738 | NAGOYA NAKA | 01/22/1964 | Active | 23 | 0 | 1 | -4.17% | 24 | 54 | 0 | Y | | | 10/2025 | | \$100.00 |
| 47205 | NAGOYA NAKAGAWA | 04/06/1987 | Active | 17 | 1 | 0 | 6.25% | 15 | | 0 | Y | | N | 12/2025 | 90+ Days | \$1,133.90 |
| 24741 | NAGOYA NAKAMURA | 04/16/1973 | Active | 242 | 12 | 0 | 5.22% | 144 | | 0 | Y | | | 05/2025 | | \$28,224.42 |
| | Exc Award (06/30/2017, 06/30/2018, 06/30/2020, 06/30/2021, 06/30/2022, 06/30/2023, 06/30/2025) | | | | | | | | | | | | | | | |



Club Health Assessment for District 334 A through December 2025

| | | | Status | Membership | | | | | | Reports | | | | Finance | LCIF | |
|-------------|--|--------------|-------------------------------------|-------------------------|-------------------|---------------------|---------------------|-------------------------|---------------------------------------|--------------------------------|--------------------------------|---------------------------------|-------------------|--------------------------------------|-----------------|---------------|
| Club Number | Club Name | Charter Date | Times in Status Quo in Past 2 Years | Current Member Count ** | YTD Members Added | YTD Members Dropped | YTD Net Growth% *** | Member Count 1 Year Ago | Dropped Members Avg.Length of Service | Months Since Membership Update | Current Officers Reported **** | Current President Repeated Term | VP Reported ***** | Last Date Reported Service (mm/yyyy) | Account Balance | YTD Donations |
| 55383 | NAGOYA SAKAE | 03/03/1994 | Active | 68 | 10 | 0 | 17.24% | 57 | | 0 | Y | | N | 09/2025 | | \$6,659.51 |
| | Exc Award (06/30/2019, 06/30/2021, 06/30/2022, 06/30/2023) | | | | | | | | | | | | | | | |
| 61360 | NAGOYA SENIOR | 12/15/1998 | Active | 24 | 3 | 3 | 0.00% | 26 | 2 | 0 | Y | | N | 11/2023 | | \$1,764.07 |
| | Exc Award (06/30/2023) | | | | | | | | | | | | | | | |
| 24739 | NAGOYA SOUTH | 07/17/1957 | Active | 10 | 0 | 0 | 0.00% | 10 | | 1 | Y | 5 | | 02/2025 | | \$399.99 |
| | Exc Award (06/30/2017) | | | | | | | | | | | | | | | |
| 24744 | NAGOYA TAIKO | 06/07/1963 | Active | 85 | 1 | 1 | 0.00% | 82 | 1 | 0 | Y | | | 11/2025 | | \$14,742.94 |
| | Exc Award (06/30/2016, 06/30/2017, 06/30/2019, 06/30/2022, 06/30/2025) | | | | | | | | | | | | | | | |
| 24743 | Nagoya Tenpaku | 03/16/1972 | Active | 3 | 0 | 0 | 0.00% | 3 | | 4 | Y | 5 | | 02/2022 | | \$100.00 |
| | Exc Award (06/30/2019) | | | | | | | | | | | | | | | |
| 24728 | NAGOYA TOKUGAWA | 06/24/1969 | Active | 18 | 1 | 0 | 5.88% | 16 | | 3 | Y | | | 04/2025 | | \$29.68 |
| 24745 | NAGOYA WEST | 09/01/1959 | Active | 151 | 2 | 4 | -1.31% | 157 | 4 | 0 | Y | | N | 04/2025 | | \$63,448.26 |
| | Exc Award (06/30/2016, 06/30/2018, 06/30/2022, 06/30/2024) | | | | | | | | | | | | | | | |
| 24748 | NISHIO | 08/18/1963 | Active | 79 | 5 | 1 | 5.33% | 75 | 19 | 0 | Y | | | 11/2025 | | \$118.74 |
| | Exc Award (06/30/2020, 06/30/2022) | | | | | | | | | | | | | | | |
| 31767 | NISHIO HIGASHI | 02/24/1976 | Active | 77 | 0 | 2 | -2.53% | 79 | 40 | 3 | Y | | | 06/2025 | | \$6,059.39 |
| | Exc Award (06/30/2016, 06/30/2022, 06/30/2024) | | | | | | | | | | | | | | | |
| 38394 | NIWA L C | 04/22/1980 | Active | 103 | 16 | 2 | 15.73% | 88 | 4 | 0 | Y | | N | 09/2024 | | \$11,118.75 |
| | Exc Award (06/30/2017, 06/30/2021, 06/30/2022, 06/30/2024) | | | | | | | | | | | | | | | |
| 24751 | OBU | 05/23/1972 | Active | 50 | 2 | 2 | 0.00% | 58 | 16 | 0 | Y | | | 09/2025 | | \$118.74 |
| 24757 | OKAZAKI | 09/25/1959 | Active | 75 | 4 | 2 | 2.74% | 72 | 45 | 0 | Y | | N | 03/2024 | | \$13,318.82 |
| | Exc Award (06/30/2017, 06/30/2021, 06/30/2024) | | | | | | | | | | | | | | | |
| 24755 | OKAZAKI AOI | 03/05/1970 | Active | 53 | 0 | 3 | -5.36% | 60 | 13 | 0 | Y | | N | 12/2025 | | \$8,878.12 |
| | Exc Award (06/30/2016, 06/30/2023) | | | | | | | | | | | | | | | |
| 46795 | OKAZAKI FOREST | 12/08/1986 | Active | 14 | 1 | 0 | 7.69% | 15 | | 5 | Y | | | 11/2025 | | \$59.37 |
| | Exc Award (06/30/2023, 06/30/2024) | | | | | | | | | | | | | | | |
| 24758 | OKAZAKI MINAMI | 04/09/1964 | Active | 107 | 6 | 3 | 2.88% | 104 | 10 | 0 | Y | | N | 09/2024 | | \$18,318.77 |
| | Exc Award (06/30/2017, 06/30/2020, 06/30/2022, 06/30/2023) | | | | | | | | | | | | | | | |




Club Health Assessment for District 334 A through December 2025

| | | | Status | Membership | | | | | | Reports | | | | Finance | LCIF | |
|-------------|--|--------------|-------------------------------------|-------------------------|-------------------|---------------------|---------------------|-------------------------|---------------------------------------|--------------------------------|--------------------------------|---------------------------------|-------------------|--------------------------------------|-----------------|---------------|
| Club Number | Club Name | Charter Date | Times in Status Quo in Past 2 Years | Current Member Count ** | YTD Members Added | YTD Members Dropped | YTD Net Growth% *** | Member Count 1 Year Ago | Dropped Members Avg.Length of Service | Months Since Membership Update | Current Officers Reported **** | Current President Repeated Term | VP Reported ***** | Last Date Reported Service (mm/yyyy) | Account Balance | YTD Donations |
| 109529 | OKAZAKI QUEST | 10/25/2010 | Active | 10 | 0 | 0 | 0.00% | 10 | | 6 | Y | | N | 03/2024 | | |
| | Exc Award (06/30/2017) | | | | | | | | | | | | | | | |
| 24759 | OKAZAKI TATSUKI | 11/20/1972 | Active | 40 | 1 | 0 | 2.56% | 42 | | 4 | Y | | | 09/2025 | | \$3,118.74 |
| 24760 | OWARIASAH | 02/24/1971 | Active | 63 | 1 | 5 | -5.97% | 71 | 27 | 0 | Y | | | 04/2025 | | \$6,059.38 |
| | Exc Award (06/03/2016, 06/30/2018, 06/30/2020, 06/30/2023, 06/30/2024) | | | | | | | | | | | | | | | |
| 24769 | SETO | 05/17/1960 | Active | 40 | 0 | 2 | -4.76% | 43 | 22 | 1 | Y | | | 11/2025 | | \$59.37 |
| 24775 | SHINSHIRO | 09/27/1960 | Active | 44 | 2 | 2 | 0.00% | 39 | 12 | 0 | Y | | | 12/2025 | | |
| 38528 | TAKAHAMA | 05/06/1980 | Active | 24 | 0 | 1 | -4.00% | 23 | 10 | 4 | Y | | | 09/2025 | | |
| | Exc Award (06/30/2018, 06/30/2021) | | | | | | | | | | | | | | | |
| 31728 | TAKETOYO | 02/27/1976 | Active | 53 | 4 | 0 | 8.16% | 53 | | 1 | Y | | N | 03/2025 | | \$8,089.06 |
| | Exc Award (06/30/2017, 06/30/2018, 06/30/2022, 06/30/2024) | | | | | | | | | | | | | | | |
| 24784 | TOKAI | 05/23/1972 | Active | 89 | 3 | 2 | 1.14% | 93 | 4 | 0 | Y | | N | 12/2025 | | \$118.74 |
| | Exc Award (06/30/2018, 06/30/2022, 06/30/2024) | | | | | | | | | | | | | | | |
| 24786 | TOKONAME | 03/25/1957 | Active | 50 | 1 | 3 | -3.85% | 55 | 2 | 0 | Y | | N | 12/2025 | | \$59.37 |
| | Exc Award (06/30/2019, 06/30/2024) | | | | | | | | | | | | | | | |
| 24788 | TOYOHASHI | 11/18/1957 | Active | 98 | 3 | 6 | -2.97% | 81 | 12 | 0 | Y | | N | 10/2024 | | \$3,389.06 |
| | Exc Award (06/30/2022, 06/30/2025) | | | | | | | | | | | | | | | |
| 43187 | TOYOHASHI CHIGIRI | 11/30/1983 | Active | 39 | 1 | 3 | -4.88% | 39 | 13 | 2 | Y | | N | 09/2025 | | \$118.74 |
| | Exc Award (06/30/2017, 06/30/2020, 06/30/2023) | | | | | | | | | | | | | | | |
| 34795 | TOYOHASHI KITA | 12/05/1977 | Active | 37 | 10 | 2 | 27.59% | 29 | 14 | 0 | Y | | N | 09/2025 | | |
| 24789 | TOYOHASHI MINAMI | 03/17/1959 | Active | 86 | 1 | 2 | -1.15% | 91 | 27 | 0 | Y | | N | 06/2025 | | \$6,207.83 |
| | Exc Award (06/30/2016, 06/30/2017, 06/30/2018, 06/30/2020, 06/30/2021, 06/30/2022) | | | | | | | | | | | | | | | |
| 34574 | TOYOHASHI MINATO | 10/24/1977 | Active | 66 | 1 | 2 | -1.49% | 73 | 7 | 0 | Y | | N | 06/2025 | | |
| | Exc Award (06/30/2016, 06/30/2017, 06/30/2018, 06/30/2022, 06/30/2024) | | | | | | | | | | | | | | | |
| 43188 | TOYOHASHI NAKA | 11/30/1983 | Active | 40 | 1 | 28 | -40.30% | 95 | 1 | 1 | Y | | N | 03/2025 | | \$36,000.03 |
| | Exc Award (06/30/2025) | | | | | | | | | | | | | | | |
| 24790 | TOYOHASHI NISHI | 05/11/1971 | Active | 23 | 0 | 0 | 0.00% | 23 | | 4 | Y | | N | 10/2025 | | |
| 24793 | TOYOKAWA | 12/15/1962 | Active | 34 | 1 | 2 | -2.86% | 40 | 25 | 2 | Y | | | 05/2025 | | \$5,500.00 |



Club Health Assessment for District 334 A through December 2025

|  | | | Status | Membership | | | | | | Reports | | | | Finance | LCIF | |
|--|--------------------|--------------|-------------------------------------|-------------------------|-------------------|---------------------|---------------------|-------------------------|---------------------------------------|--------------------------------|--------------------------------|---------------------------------|-------------------|--------------------------------------|-----------------|---------------|
| Club Number | Club Name | Charter Date | Times in Status Quo in Past 2 Years | Current Member Count ** | YTD Members Added | YTD Members Dropped | YTD Net Growth% *** | Member Count 1 Year Ago | Dropped Members Avg.Length of Service | Months Since Membership Update | Current Officers Reported **** | Current President Repeated Term | VP Reported ***** | Last Date Reported Service (mm/yyyy) | Account Balance | YTD Donations |
| Exc Award (06/30/2018, 06/30/2023) | | | Active | 45 | 0 | 0 | 0.00% | 44 | | 4 | Y | | | 11/2025 | | \$4,000.06 |
| 24795 | TOYOKAWA NAKA | 06/29/1971 | | | | | | | | | | | | | | |
| Exc Award (06/30/2017, 06/30/2020, 06/30/2022, 06/30/2025) | | | Active | 37 | 1 | 0 | 2.78% | 35 | | 3 | Y | | N | 11/2025 | | \$5,100.02 |
| 24787 | TOYOTA | 04/04/1961 | | | | | | | | | | | | | | |
| 24794 | TOYOTA MINAMI | 01/29/1967 | Active | 35 | 1 | 1 | 0.00% | 43 | 27 | 1 | Y | | | 03/2025 | | |
| Exc Award (06/30/2018) | | | Active | 73 | 2 | 2 | 0.00% | 73 | 12 | 3 | Y | | N | 11/2025 | | \$14,900.01 |
| 52140 | TOYOTA RENAISSANCE | 11/04/1991 | | | | | | | | | | | | | | |
| Exc Award (06/30/2017, 06/30/2019, 06/30/2022, 06/30/2023, 06/30/2024) | | | Active | 46 | 0 | 1 | -2.13% | 51 | 41 | 0 | Y | | N | 11/2025 | | |
| 30385 | TOYOTA TOMEI | 03/11/1975 | | | | | | | | | | | | | | |
| Exc Award (06/30/2020, 06/30/2024) | | | Active | 46 | 1 | 1 | 0.00% | 44 | 0 | 4 | Y | | N | 12/2025 | | \$3,063.91 |
| 24792 | TSUSHIMA | 06/23/1962 | | | | | | | | | | | | | | |
| Exc Award (06/30/2016, 06/30/2019, 06/30/2022) | | | Active | 101 | 12 | 2 | 10.99% | 88 | 11 | 0 | Y | | N | 12/2025 | | \$3,000.01 |
| 24801 | YATOMI | 06/23/1963 | | | | | | | | | | | | | | |
| Exc Award (06/30/2017, 06/30/2018, 06/30/2021, 06/30/2024) | | | | | | | | | | | | | | | | |


Clubs Cancelled Previous Fiscal Year – Clubs Cancelled within last 12 months may be reinstated

| Club Number | Club Name | Charter Date | Current Status* | Cancellation Date |
|-------------|------------------|--------------|-----------------|-------------------|
| 67403 | AICHI HIMAWARI | 03/11/2003 | Cancelled(6*) | 08/29/2024 |
| 24696 | KARIYA KINUURA | 06/01/1970 | Cancelled(6*) | 03/29/2025 |
| 68654 | TOYOHASHI SENIOR | 04/23/2003 | Cancelled(6*) | 06/29/2025 |
| 24798 | TOYOTA KAMO | 03/23/1970 | Cancelled(6*) | 06/29/2025 |

| Current Total Clubs Count | YTD New Clubs Count | YTD Cancelled Clubs Count | YTD Net Club Gain | Current Total Members Count | YTD Add | YTD Drop | YTD Net Growth | YTD Net Growth % | Member Count 12 Months Ago | Average Member Count Per Club | % of Clubs with less than 20 members | % No Officer Report in 12 Months | % of Clubs with balance 90+ days | Number of Clubs in Status Quo | % Status Quo Clubs in Financial Suspension | Number of Cancelled Clubs | Average Cancelled Club Age | Members Lost Due to Cancellation | % of Clubs Cancelled for Non-Financial Reasons |
|---------------------------|---------------------|---------------------------|-------------------|-----------------------------|---------|----------|----------------|------------------|----------------------------|-------------------------------|--------------------------------------|----------------------------------|----------------------------------|-------------------------------|--|---------------------------|----------------------------|----------------------------------|--|
| 104 | 2 | 0 | 2 | 5,093 | 292 | 185 | 107 | 2.15% | 4,998 | 49 | 13% | 0% | 1% | 0 | 0% | 0 | 0 | 0 | 0% |



Club Health Assessment for District 334 A through December 2025

|  | | | | Status | | | | Membership | | | | Reports | | | | Finance | LCIF |
|--|-----------|--------------|-------------------------------------|-------------------------|-------------------|---------------------|---------------------|-------------------------|---------------------------------------|--------------------------------|--------------------------------|---------------------------------|-------------------|--------------------------------------|-----------------|---------------|------|
| Club Number | Club Name | Charter Date | Times in Status Quo in Past 2 Years | Current Member Count ** | YTD Members Added | YTD Members Dropped | YTD Net Growth% *** | Member Count 1 Year Ago | Dropped Members Avg.Length of Service | Months Since Membership Update | Current Officers Reported **** | Current President Repeated Term | VP Reported ***** | Last Date Reported Service (mm/yyyy) | Account Balance | YTD Donations | |

* - P - Priority Club. Cancellation Reasons: 1-Objectives/conduct, 2-Non-active club, 5-Non-existing club, 6-Disbanding, 7-Merger, 8-Financial Suspension, 9-District/Multiple District Dues.

** Red denotes below 15 active members.

*** Red denotes 20% + loss.

**** Y - all 3 (President, Secretary, Treasurer) club officers reported, N - not all 3 reported.

***** Abbreviation: N-New, IP-Immediate Past, R-Repeat.




Club Health Assessment for District 334 B through December 2025

| | | | Status | Membership | | | | | | Reports | | | | Finance | | LCIF |
|-------------------------------|---|--------------|-------------------------------------|-------------------------|-------------------|---------------------|---------------------|-------------------------|---------------------------------------|--------------------------------|--------------------------------|---------------------------------|-------------------|--------------------------------------|-----------------|---------------|
| Club Number | Club Name | Charter Date | Times in Status Quo in Past 2 Years | Current Member Count ** | YTD Members Added | YTD Members Dropped | YTD Net Growth% *** | Member Count 1 Year Ago | Dropped Members Avg.Length of Service | Months Since Membership Update | Current Officers Reported **** | Current President Repeated Term | VP Reported ***** | Last Date Reported Service (mm/yyyy) | Account Balance | YTD Donations |
| Clubs less than two years old | | | | | | | | | | | | | | | | |
| 190700 | Central Japan International Medical College | 10/15/2025 | Newly Chartered | 22 | 22 | 0 | 100.00% | 0 | | 0 | Y | | | 12/2025 | | |
| 156857 | Gifu Daytona | 02/24/2024 | Active | 54 | 14 | 1 | 31.71% | 40 | 1 | 0 | Y | 3 | R | 10/2025 | | \$1,665.50 |
| 181020 | Gifu University of Medical Science | 03/13/2025 | Active | 45 | 12 | 0 | 36.36% | 0 | | 1 | Y | 2 | | 11/2025 | | \$135.65 |
| Clubs more than two years old | | | | | | | | | | | | | | | | |
| 25134 | ENA Exc Award (06/30/2019, 06/30/2020, 06/30/2021) | 07/23/1963 | Active | 54 | 2 | 0 | 3.85% | 54 | | 0 | Y | | N | 10/2025 | | \$8,700.11 |
| 40724 | ENA MINAMI Exc Award (06/30/2018) | 12/07/1981 | Active | 14 | 0 | 1 | -6.67% | 16 | 33 | 2 | Y | | N | 08/2025 | | \$2,400.04 |
| 25141 | GERO Exc Award (06/30/2016, 06/30/2023) | 09/10/1969 | Active | 22 | 0 | 0 | 0.00% | 24 | | 3 | Y | | | 10/2025 | | \$1,022.06 |
| 25144 | GIFU Exc Award (06/30/2019, 06/30/2021, 06/30/2024) | 09/06/1955 | Active | 63 | 1 | 0 | 1.61% | 62 | | 4 | Y | | N | 08/2025 | | \$1,000.00 |
| 67216 | GIFU CHUO Exc Award (06/30/2018, 06/30/2019, 06/30/2021) | 02/05/2003 | Active | 26 | 3 | 0 | 13.04% | 24 | | 5 | Y | | N | 12/2025 | | \$1,000.00 |
| 25142 | GIFU GIFUJO Exc Award (06/30/2018, 06/30/2019, 06/30/2022, 06/30/2023) | 03/28/1971 | Active | 54 | 1 | 5 | -6.90% | 65 | 15 | 0 | Y | | N | 12/2025 | | \$3,600.02 |
| 31140 | GIFU INABA Exc Award (06/30/2016, 06/30/2019, 06/30/2023, 06/30/2024) | 08/15/1975 | Active | 47 | 3 | 2 | 2.17% | 45 | 3 | 0 | Y | | N | 09/2025 | | \$3,500.06 |
| 52013 | GIFU KINKA Exc Award (06/30/2019) | 09/17/1991 | Active | 35 | 0 | 3 | -7.89% | 41 | 20 | 0 | Y | | | 11/2025 | | \$2,000.02 |
| 36277 | GIFU KITA Exc Award (06/30/2023) | 11/27/1978 | Active | 26 | 6 | 3 | 13.04% | 27 | 29 | 0 | Y | | N | 07/2025 | | \$8,900.04 |
| 25145 | GIFU MINAMI Exc Award (06/30/2017, 06/30/2019) | 04/02/1958 | Active | 84 | 2 | 3 | -1.18% | 102 | 17 | 0 | Y | | | 11/2025 | | \$3,996.90 |
| 25143 | GIFU NAGARAGAWA Exc Award (06/30/2016, 06/30/2024) | 10/27/1967 | Active | 43 | 1 | 0 | 2.38% | 46 | | 0 | Y | | N | 12/2025 | | \$5,000.02 |



Club Health Assessment for District 334 B through December 2025

|  | | | Status | Membership | | | | | | Reports | | | | Finance | LCIF | |
|--|--|--------------|-------------------------------------|-------------------------|-------------------|---------------------|---------------------|-------------------------|---------------------------------------|--------------------------------|--------------------------------|---------------------------------|-------------------|--------------------------------------|-----------------|---------------|
| Club Number | Club Name | Charter Date | Times in Status Quo in Past 2 Years | Current Member Count ** | YTD Members Added | YTD Members Dropped | YTD Net Growth% *** | Member Count 1 Year Ago | Dropped Members Avg.Length of Service | Months Since Membership Update | Current Officers Reported **** | Current President Repeated Term | VP Reported ***** | Last Date Reported Service (mm/yyyy) | Account Balance | YTD Donations |
| 41115 | GIFU NISHI | 03/16/1982 | Active | 68 | 2 | 5 | -4.23% | 76 | 9 | 0 | Y | | N | 11/2025 | | \$3,000.00 |
| | Exc Award (06/30/2018, 06/30/2020) | | | | | | | | | | | | | | | |
| 25146 | GUJO HACHIMAN LC | 04/13/1960 | Active | 32 | 0 | 3 | -8.57% | 42 | 11 | 0 | Y | | N | 11/2025 | | \$1,000.00 |
| | Exc Award (06/30/2017, 06/30/2019, 06/30/2024) | | | | | | | | | | | | | | | |
| 25148 | HASHIMA | 06/14/1960 | Active | 74 | 3 | 1 | 2.78% | 55 | 20 | 0 | Y | | | 05/2025 | | \$1,000.01 |
| | Exc Award (06/30/2022, 06/30/2025) | | | | | | | | | | | | | | | |
| 34716 | HISAI | 11/22/1977 | Active | 66 | 3 | 1 | 3.13% | 68 | 40 | 0 | Y | | N | 08/2025 | | \$5,600.06 |
| | Exc Award (06/30/2017, 06/30/2018, 06/30/2021) | | | | | | | | | | | | | | | |
| 25151 | IBIGAWA | 11/03/1961 | Active | 35 | 1 | 6 | -12.50% | 42 | 18 | 1 | Y | | N | 08/2025 | | \$4,000.00 |
| | Exc Award (06/30/2020, 06/30/2023, 06/30/2024) | | | | | | | | | | | | | | | |
| 45972 | IGA KITA | 03/21/1986 | Active | 18 | 0 | 1 | -5.26% | 21 | 13 | 4 | Y | | N | 08/2025 | | \$278.11 |
| | Exc Award (06/30/2016, 06/30/2017) | | | | | | | | | | | | | | | |
| 25153 | IGAUENO L C | 02/02/1964 | Active | 50 | 3 | 1 | 4.17% | 50 | 4 | 3 | Y | | N | 10/2025 | | \$3,741.63 |
| | Exc Award (06/30/2018, 06/30/2022, 06/30/2023) | | | | | | | | | | | | | | | |
| 25152 | IKEDA GODO | 10/27/1968 | Active | 19 | 0 | 0 | 0.00% | 19 | | 9 | Y | | IP | 12/2025 | | \$2,000.00 |
| | Exc Award (06/30/2018, 06/30/2023) | | | | | | | | | | | | | | | |
| 35272 | INABE | 03/06/1978 | Active | 17 | 0 | 0 | 0.00% | 24 | | 6 | Y | | | 04/2025 | | |
| | Exc Award (06/30/2018, 06/30/2020, 06/30/2021, 06/30/2022) | | | | | | | | | | | | | | | |
| 25154 | ISE | 01/25/1959 | Active | 74 | 4 | 2 | 2.78% | 69 | 19 | 0 | Y | | N | 12/2025 | | \$2,440.00 |
| | Exc Award (06/30/2017, 06/30/2020) | | | | | | | | | | | | | | | |
| 44600 | IWAMURA | 01/28/1985 | Active | 16 | 0 | 0 | 0.00% | 16 | | 6 | Y | | N | 10/2025 | | |
| | Exc Award (06/30/2017, 06/30/2019, 06/30/2021) | | | | | | | | | | | | | | | |
| 25158 | KAKAMIGAHARA | 03/09/1961 | Active | 40 | 1 | 1 | 0.00% | 41 | 3 | 2 | Y | | N | 12/2025 | | \$7,600.06 |
| | Exc Award (06/30/2016, 06/30/2018, 06/30/2019, 06/30/2021) | | | | | | | | | | | | | | | |
| 25161 | KAMEYAMA | 02/20/1965 | Active | 40 | 3 | 2 | 2.56% | 40 | 16 | 0 | Y | | N | 09/2025 | | \$3,000.00 |
| | Exc Award (06/30/2021, 06/30/2022) | | | | | | | | | | | | | | | |
| 25160 | KAMIOKA | 04/28/1961 | Active | 21 | 2 | 0 | 10.53% | 21 | | 5 | Y | | R | 11/2025 | | \$1,094.04 |
| 25167 | KANI | 03/09/1961 | Active | 86 | 2 | 1 | 1.18% | 90 | 7 | 0 | Y | | N | 10/2025 | | \$5,584.23 |




Club Health Assessment for District 334 B through December 2025

| | | | Status | Membership | | | | | | Reports | | | | Finance | LCIF | |
|-------------|--|--------------|-------------------------------------|-------------------------|-------------------|---------------------|---------------------|-------------------------|---------------------------------------|--------------------------------|--------------------------------|---------------------------------|-------------------|--------------------------------------|-----------------|---------------|
| Club Number | Club Name | Charter Date | Times in Status Quo in Past 2 Years | Current Member Count ** | YTD Members Added | YTD Members Dropped | YTD Net Growth% *** | Member Count 1 Year Ago | Dropped Members Avg.Length of Service | Months Since Membership Update | Current Officers Reported **** | Current President Repeated Term | VP Reported ***** | Last Date Reported Service (mm/yyyy) | Account Balance | YTD Donations |
| 44402 | KAWABE | 11/28/1984 | Active | 46 | 4 | 0 | 9.52% | 43 | | 3 | Y | | N | 11/2025 | | \$5,282.52 |
| | Exc Award (06/30/2017) | | | | | | | | | | | | | | | |
| 33987 | KAWAGE | 05/31/1977 | Active | 11 | 1 | 1 | 0.00% | 10 | 17 | 1 | N | | N | 11/2025 | | |
| 67482 | Komono U-I | 03/26/2003 | Active | 0 | 1 | 4 | -100.00% | 3 | 11 | 0 | N | None | | 12/2025 | | |
| | Exc Award (06/30/2019, 06/30/2020, 06/30/2022) | | | | | | | | | | | | | | | |
| 25173 | KUMANO | 01/29/1962 | Active | 25 | 0 | 0 | 0.00% | 25 | | 7 | Y | | N | 11/2025 | | \$260.49 |
| | Exc Award (06/30/2018, 06/30/2019, 06/30/2023) | | | | | | | | | | | | | | | |
| 25175 | KUWANA | 01/24/1959 | Active | 93 | 2 | 1 | 1.09% | 90 | 30 | 2 | Y | | N | 12/2025 | | \$21,000.00 |
| | Exc Award (06/30/2019, 06/30/2020, 06/30/2022, 06/30/2023, 06/30/2025) | | | | | | | | | | | | | | | |
| 25179 | MATSUZAKA | 10/08/1961 | Active | 42 | 3 | 2 | 2.44% | 45 | 10 | 2 | Y | | N | 12/2025 | | \$3,900.14 |
| 39598 | MATSUZAKA CHUO | 03/03/1981 | Active | 73 | 5 | 1 | 5.80% | 63 | 0 | 5 | Y | | N | 12/2025 | | |
| | Exc Award (06/30/2018, 06/30/2024, 06/30/2025) | | | | | | | | | | | | | | | |
| 60528 | MATSUZAKA HANASHOBU | 03/18/1998 | Active | 34 | 0 | 0 | 0.00% | 35 | | 4 | Y | | N | 12/2025 | | \$5,006.48 |
| | Exc Award (06/30/2016, 06/30/2019) | | | | | | | | | | | | | | | |
| 33491 | MINO | 03/07/1977 | Active | 21 | 2 | 2 | 0.00% | 27 | 10 | 2 | Y | | N | 12/2025 | | |
| | Exc Award (06/30/2019, 06/30/2022, 06/30/2023) | | | | | | | | | | | | | | | |
| 25183 | MINO OONO L C | 07/23/1962 | Active | 31 | 1 | 1 | 0.00% | 32 | 0 | 0 | Y | | N | 07/2025 | | \$3,000.01 |
| | Exc Award (06/30/2017, 06/30/2019, 06/30/2022, 06/30/2025) | | | | | | | | | | | | | | | |
| 25203 | MINO SAKASHITA L C | 11/23/1970 | Active | 24 | 0 | 0 | 0.00% | 25 | | 6 | Y | | N | 07/2025 | | |
| | Exc Award (06/30/2019) | | | | | | | | | | | | | | | |
| 33797 | MINO SHIRAKAWA L C | 04/05/1977 | Active | 42 | 0 | 0 | 0.00% | 45 | | 10 | Y | | N | 12/2025 | | \$681.37 |
| | Exc Award (06/30/2024) | | | | | | | | | | | | | | | |
| 25184 | MINOKAMO | 11/02/1961 | Active | 78 | 1 | 5 | -4.88% | 87 | 5 | 0 | Y | | N | 12/2025 | | \$16,872.64 |
| | Exc Award (06/30/2018, 06/30/2022, 06/30/2024, 06/30/2025) | | | | | | | | | | | | | | | |
| 25185 | MIZUNAMI | 01/17/1962 | Active | 46 | 6 | 1 | 12.20% | 42 | 9 | 0 | Y | | N | 11/2025 | | \$330.00 |
| 56070 | MIZUNAMI KIKYO | 09/02/1994 | Active | 13 | 0 | 0 | 0.00% | 13 | | 17 | Y | | N | 12/2025 | | \$650.00 |
| 42359 | MOTOSU | 02/04/1983 | Active | 43 | 0 | 1 | -2.27% | 45 | 26 | 0 | Y | | | 12/2024 | | \$3,000.02 |
| | Exc Award (06/30/2019, 06/30/2020, 06/30/2024) | | | | | | | | | | | | | | | |



Club Health Assessment for District 334 B through December 2025

|  | | | Status | Membership | | | | | | Reports | | | | Finance | LCIF | |
|--|--|--------------|-------------------------------------|-------------------------|-------------------|---------------------|---------------------|-------------------------|---------------------------------------|--------------------------------|--------------------------------|---------------------------------|-------------------|--------------------------------------|-----------------|---------------|
| Club Number | Club Name | Charter Date | Times in Status Quo in Past 2 Years | Current Member Count ** | YTD Members Added | YTD Members Dropped | YTD Net Growth% *** | Member Count 1 Year Ago | Dropped Members Avg.Length of Service | Months Since Membership Update | Current Officers Reported **** | Current President Repeated Term | VP Reported ***** | Last Date Reported Service (mm/yyyy) | Account Balance | YTD Donations |
| 30383 | NABARI | 03/06/1975 | Active | 44 | 1 | 1 | 0.00% | 45 | 1 | 1 | Y | | N | 12/2024 | | \$11,200.03 |
| | Exc Award (06/30/2017, 06/30/2018, 06/30/2019, 06/30/2021) | | | | | | | | | | | | | | | |
| 25186 | NAKATSUGAWA | 04/04/1964 | Active | 77 | 0 | 1 | -1.28% | 83 | 1 | 0 | Y | | N | 12/2025 | | \$20,900.02 |
| | Exc Award (06/30/2018, 06/30/2020, 06/30/2022) | | | | | | | | | | | | | | | |
| 25195 | OGAKI | 11/13/1956 | Active | 65 | 6 | 3 | 4.84% | 65 | 2 | 0 | Y | | N | 12/2025 | | \$7,100.03 |
| 25196 | OGAKI HIGASHI | 03/06/1963 | Active | 73 | 5 | 2 | 4.29% | 69 | 5 | 0 | Y | | N | 02/2025 | | \$6,000.02 |
| | Exc Award (06/30/2018) | | | | | | | | | | | | | | | |
| 43189 | OGAKI SUITO | 11/07/1983 | Active | 73 | 2 | 8 | -7.59% | 83 | 11 | 0 | Y | | N | 11/2025 | | \$5,000.03 |
| | Exc Award (06/30/2020) | | | | | | | | | | | | | | | |
| 61287 | OGAKIJO | 11/24/1998 | Active | 37 | 3 | 1 | 5.71% | 37 | 27 | 0 | Y | | N | 06/2025 | | \$1,500.01 |
| | Exc Award (06/30/2020) | | | | | | | | | | | | | | | |
| 25204 | SEKI | 03/16/1959 | Active | 34 | 1 | 0 | 3.03% | 33 | | 5 | Y | | N | 12/2025 | | \$4,900.07 |
| | Exc Award (06/30/2025) | | | | | | | | | | | | | | | |
| 25205 | SHIMA | 09/04/1963 | Active | 39 | 1 | 0 | 2.63% | 36 | | 2 | Y | | N | 12/2025 | | |
| | Exc Award (06/30/2025) | | | | | | | | | | | | | | | |
| 42923 | SHINTO L C | 06/23/1983 | Active | 49 | 3 | 1 | 4.26% | 48 | 33 | 0 | Y | | N | 11/2023 | | \$1,000.00 |
| | Exc Award (06/30/2018) | | | | | | | | | | | | | | | |
| 25207 | SUZUKA | 01/16/1964 | Active | 99 | 0 | 1 | -1.00% | 109 | 34 | 1 | Y | | N | 08/2025 | | \$1,350.01 |
| | Exc Award (06/30/2020, 06/30/2023) | | | | | | | | | | | | | | | |
| 42502 | SUZUKA CHUO | 03/30/1983 | Active | 22 | 3 | 0 | 15.79% | 20 | | 1 | Y | | R | 11/2025 | | \$2,500.02 |
| | Exc Award (06/30/2021, 06/30/2023) | | | | | | | | | | | | | | | |
| 25209 | TAJIMI | 02/11/1960 | Active | 97 | 0 | 1 | -1.02% | 102 | 1 | 2 | Y | | N | 12/2025 | | \$12,500.13 |
| 53522 | TAJIMI TOHTO | 07/21/1992 | Active | 59 | 0 | 1 | -1.67% | 65 | 33 | 2 | Y | | N | 10/2025 | | \$5,000.09 |
| | Exc Award (06/30/2024) | | | | | | | | | | | | | | | |
| 25213 | TAKAYAMA | 02/20/1959 | Active | 86 | 2 | 0 | 2.38% | 84 | | 0 | Y | | N | 09/2025 | | |
| | Exc Award (06/30/2016, 06/30/2018, 06/30/2020, 06/30/2023, 06/30/2024) | | | | | | | | | | | | | | | |
| 25214 | TAKAYAMA SETSUJO | 03/13/1972 | Active | 62 | 2 | 1 | 1.64% | 69 | 6 | 1 | Y | | N | 03/2025 | | |
| | Exc Award (06/30/2016, 06/30/2017, 06/30/2018, 06/30/2019, 06/30/2024) | | | | | | | | | | | | | | | |
| 25217 | TOBA | 10/09/1961 | Active | 18 | 0 | 0 | 0.00% | 17 | | 8 | Y | | N | 12/2025 | | |
| | Exc Award (06/30/2019, 06/30/2023) | | | | | | | | | | | | | | | |



Club Health Assessment for District 334 B through December 2025

| | | | Status | | | | | | | Membership | | | | | Reports | | | | Finance | | LCIF |
|---------------------------|--|---------------------------|-------------------------------------|-----------------------------|-------------------|---------------------|---------------------|-------------------------|---------------------------------------|--------------------------------|--------------------------------------|----------------------------------|----------------------------------|--------------------------------------|--|---------------------------|----------------------------|----------------------------------|--|--|------|
| Club Number | Club Name | Charter Date | Times in Status Quo in Past 2 Years | Current Member Count ** | YTD Members Added | YTD Members Dropped | YTD Net Growth% *** | Member Count 1 Year Ago | Dropped Members Avg.Length of Service | Months Since Membership Update | Current Officers Reported **** | Current President Repeated Term | VP Reported ***** | Last Date Reported Service (mm/yyyy) | Account Balance | YTD Donations | | | | | |
| 25218 | TOKI | 09/07/1961 | Active | 42 | 2 | 1 | 2.44% | 42 | 7 | 2 | Y | | | 11/2025 | | | | | | | |
| | Exc Award (06/30/2023) | | | | | | | | | | | | | | | | | | | | |
| 55172 | TOKI ORIBE | 12/27/1993 | Active | 65 | 1 | 1 | 0.00% | 63 | 2 | 5 | Y | | N | 12/2025 | | \$7,238.56 | | | | | |
| | Exc Award (06/30/2016, 06/30/2018, 06/30/2023, 06/30/2024, 06/30/2025) | | | | | | | | | | | | | | | | | | | | |
| 25220 | TSU | 05/25/1960 | Active | 84 | 8 | 1 | 9.09% | 81 | 14 | 1 | Y | | N | 07/2025 | | \$9,100.16 | | | | | |
| | Exc Award (06/30/2017, 06/30/2018) | | | | | | | | | | | | | | | | | | | | |
| 31083 | TSU CHUO | 07/01/1975 | Active | 50 | 2 | 1 | 2.04% | 53 | 1 | 0 | Y | | N | 08/2025 | | \$5,900.06 | | | | | |
| | Exc Award (06/30/2017, 06/30/2019, 06/30/2023) | | | | | | | | | | | | | | | | | | | | |
| 55016 | TSU NISHI | 11/02/1993 | Active | 70 | 7 | 2 | 7.69% | 63 | 3 | 2 | Y | | N | 12/2025 | | \$18,400.09 | | | | | |
| | Exc Award (06/30/2017, 06/30/2023, 06/30/2024, 06/30/2025) | | | | | | | | | | | | | | | | | | | | |
| 25237 | YAOTSU | 10/14/1964 | Active | 25 | 0 | 0 | 0.00% | 23 | | 7 | Y | | N | 07/2025 | | \$446.44 | | | | | |
| | Exc Award (06/30/2018, 06/30/2023) | | | | | | | | | | | | | | | | | | | | |
| 25240 | YOKKAICHI | 09/14/1959 | Active | 54 | 3 | 1 | 3.85% | 55 | 6 | 0 | Y | | | 11/2025 | | \$5,000.02 | | | | | |
| | Exc Award (06/30/2020, 06/30/2024) | | | | | | | | | | | | | | | | | | | | |
| 25239 | YOKKAICHI CHUO | 11/27/1972 | Active | 25 | 0 | 2 | -7.41% | 43 | 7 | 0 | Y | | N | 12/2025 | | \$1,000.00 | | | | | |
| | Exc Award (06/30/2023) | | | | | | | | | | | | | | | | | | | | |
| 36278 | YOKKAICHI KITA | 11/27/1978 | Active | 5 | 0 | 0 | 0.00% | 5 | | 4 | Y | 5 | N | 06/2025 | | | | | | | |
| | Exc Award (06/30/2016) | | | | | | | | | | | | | | | | | | | | |
| 50951 | YOKKAICHI MITAKI | 09/10/1990 | Active | 54 | 0 | 2 | -3.57% | 57 | 24 | 0 | Y | | N | 12/2025 | | \$4,200.03 | | | | | |
| | Exc Award (06/30/2017, 06/30/2018) | | | | | | | | | | | | | | | | | | | | |
| 60200 | YOKKAICHI SOUTH | 12/16/1997 | Active | 22 | 0 | 1 | -4.35% | 25 | 2 | 0 | Y | | N | 11/2025 | | \$2,165.33 | | | | | |
| | Exc Award (06/30/2021, 06/30/2023) | | | | | | | | | | | | | | | | | | | | |
| Current Total Clubs Count | YTD New Clubs Count | YTD Cancelled Clubs Count | YTD Net Club Gain | Current Total Members Count | YTD Add | YTD Drop | YTD Net Growth | YTD Net Growth % | Member Count 12 Months Ago | Average Member Count Per Club | % of Clubs with less than 20 members | % No Officer Report in 12 Months | % of Clubs with balance 90+ days | Number of Clubs in Status Quo | % Status Quo Clubs in Financial Suspension | Number of Cancelled Clubs | Average Cancelled Club Age | Members Lost Due to Cancellation | % of Clubs Cancelled for Non-Financial Reasons | | |
| 72 | 1 | 0 | 1 | 3,297 | 169 | 94 | 75 | 2.33% | 3,325 | 46 | 14% | 0% | 0% | 0 | 0% | 0 | 0 | 0 | 0% | | |



Club Health Assessment for District 334 B through December 2025

INTERNATIONAL

| | | | Status | Membership | | | | | Reports | | | | | Finance | LCIF | |
|-------------|-----------|--------------|-------------------------------------|-------------------------|-------------------|---------------------|---------------------|-------------------------|---------------------------------------|--------------------------------|--------------------------------|---------------------------------|-------------------|--------------------------------------|-----------------|---------------|
| Club Number | Club Name | Charter Date | Times in Status Quo in Past 2 Years | Current Member Count ** | YTD Members Added | YTD Members Dropped | YTD Net Growth% *** | Member Count 1 Year Ago | Dropped Members Avg.Length of Service | Months Since Membership Update | Current Officers Reported **** | Current President Repeated Term | VP Reported ***** | Last Date Reported Service (mm/yyyy) | Account Balance | YTD Donations |

* - P - Priority Club. Cancellation Reasons: 1-Objectives/conduct, 2-Non-active club, 5-Non-existing club, 6-Disbanding, 7-Merger, 8-Financial Suspension, 9-District/Multiple District Dues.

** Red denotes below 15 active members.

*** Red denotes 20% + loss.

**** Y - all 3 (President, Secretary, Treasurer) club officers reported, N - not all 3 reported.

***** Abbreviation: N-New, IP-Immediate Past, R-Repeat.



Club Health Assessment for District 334 C through December 2025

| | | | Status | Membership | | | | | Reports | | | | Finance | | LCIF | |
|-------------------------------|--|--------------|-------------------------------------|-------------------------|-------------------|---------------------|---------------------|-------------------------|---------------------------------------|--------------------------------|--------------------------------|---------------------------------|-------------------|--------------------------------------|-----------------|---------------|
| Club Number | Club Name | Charter Date | Times in Status Quo in Past 2 Years | Current Member Count ** | YTD Members Added | YTD Members Dropped | YTD Net Growth% *** | Member Count 1 Year Ago | Dropped Members Avg.Length of Service | Months Since Membership Update | Current Officers Reported **** | Current President Repeated Term | VP Reported ***** | Last Date Reported Service (mm/yyyy) | Account Balance | YTD Donations |
| Clubs less than two years old | | | | | | | | | | | | | | | | |
| 191162 | Shizuoka With Kyouryokukai | 12/18/2025 | Newly Chartered | 20 | 20 | 0 | 100.00% | 0 | | 0 | Y | | | | | |
| Clubs more than two years old | | | | | | | | | | | | | | | | |
| 53171 | AMAGIYUGASHIMA | 05/26/1992 | Active | 13 | 0 | 0 | 0.00% | 13 | | 13 | Y | | | 11/2025 | | \$83.04 |
| 24665 | ATAMI | 06/25/1958 | Active | 25 | 3 | 0 | 13.64% | 21 | | 0 | Y | 2 | N | 06/2024 | | \$1,792.10 |
| | Exc Award (06/30/2017) | | | | | | | | | | | | | | | |
| 46913 | DAITOH | 01/29/1987 | Active | 27 | 0 | 2 | -6.90% | 29 | 12 | 0 | Y | | N | 12/2025 | | \$2,659.76 |
| | Exc Award (06/30/2022) | | | | | | | | | | | | | | | |
| 46946 | FUJI CHUO | 02/10/1987 | Active | 53 | 0 | 0 | 0.00% | 53 | | 0 | Y | | N | 12/2025 | | \$4,281.07 |
| | Exc Award (06/30/2016, 06/30/2017, 06/30/2018, 06/30/2019, 06/30/2020, 06/30/2021, 06/30/2022, 06/30/2024) | | | | | | | | | | | | | | | |
| 24671 | FUJI GAKUNAN | 08/24/1963 | Active | 75 | 5 | 0 | 7.14% | 69 | | 0 | Y | | N | 11/2025 | | \$7,740.91 |
| | Exc Award (06/30/2023, 06/30/2024) | | | | | | | | | | | | | | | |
| 51771 | FUJI MOUNT | 06/03/1991 | Active | 46 | 0 | 0 | 0.00% | 47 | | 5 | Y | | N | 12/2025 | | \$1,643.85 |
| | Exc Award (06/30/2019, 06/30/2023, 06/30/2024) | | | | | | | | | | | | | | | |
| 24783 | FUJI TAKAOKA | 02/06/1965 | Active | 46 | 1 | 1 | 0.00% | 49 | 12 | 0 | Y | | | 12/2025 | | \$5,255.53 |
| | Exc Award (06/30/2021) | | | | | | | | | | | | | | | |
| 24802 | FUJI YOSHIWARA | 09/28/1961 | Active | 91 | 2 | 1 | 1.11% | 92 | 7 | 0 | Y | | N | 12/2025 | | \$9,681.35 |
| | Exc Award (06/30/2019, 06/30/2020, 06/30/2022, 06/30/2023) | | | | | | | | | | | | | | | |
| 24672 | FUJIEDA | 08/09/1961 | Active | 50 | 2 | 1 | 2.04% | 50 | 36 | 2 | Y | | N | 12/2025 | | \$14,509.01 |
| | Exc Award (06/30/2018, 06/30/2020, 06/30/2022, 06/30/2024, 06/30/2025) | | | | | | | | | | | | | | | |
| 24673 | FUJINOMIYA | 05/19/1964 | Active | 58 | 0 | 2 | -3.33% | 60 | 27 | 0 | Y | | N | 12/2025 | | \$13,100.33 |
| | Exc Award (06/30/2016, 06/30/2017, 06/30/2022, 06/30/2023) | | | | | | | | | | | | | | | |
| 41635 | FUJINOMIYA CHUO | 06/14/1982 | Active | 14 | 1 | 1 | 0.00% | 15 | 9 | 2 | Y | | N | 11/2025 | | \$3,083.04 |
| | Exc Award (06/30/2018) | | | | | | | | | | | | | | | |
| 24674 | FUKUROI | 03/20/1963 | Active | 75 | 1 | 0 | 1.35% | 76 | | 5 | Y | | | 12/2025 | | \$1,434.38 |
| | Exc Award (06/30/2018, 06/30/2022, 06/30/2023) | | | | | | | | | | | | | | | |




Club Health Assessment for District 334 C through December 2025

| | | | Status | Membership | | | | | | Reports | | | | Finance | LCIF | |
|-------------|--|--------------|-------------------------------------|-------------------------|-------------------|---------------------|---------------------|-------------------------|---------------------------------------|--------------------------------|--------------------------------|---------------------------------|-------------------|--------------------------------------|-----------------|---------------|
| Club Number | Club Name | Charter Date | Times in Status Quo in Past 2 Years | Current Member Count ** | YTD Members Added | YTD Members Dropped | YTD Net Growth% *** | Member Count 1 Year Ago | Dropped Members Avg.Length of Service | Months Since Membership Update | Current Officers Reported **** | Current President Repeated Term | VP Reported ***** | Last Date Reported Service (mm/yyyy) | Account Balance | YTD Donations |
| 24676 | GOTENBA | 10/25/1960 | Active | 90 | 6 | 2 | 4.65% | 86 | 17 | 0 | Y | | | 12/2025 | | \$5,469.36 |
| | Exc Award (06/30/2019, 06/30/2021) | | | | | | | | | | | | | | | |
| 24677 | HAINAN | 04/29/1970 | Active | 103 | 3 | 0 | 3.00% | 104 | | 4 | Y | | | 12/2025 | | \$17,432.17 |
| | Exc Award (06/30/2016, 06/30/2017, 06/30/2019, 06/30/2020, 06/30/2021, 06/30/2023, 06/30/2024) | | | | | | | | | | | | | | | |
| 24679 | HAMAKITA | 12/23/1962 | Active | 13 | 0 | 2 | -13.33% | 16 | 19 | 0 | N | None | R | 10/2025 | | \$89.43 |
| 24678 | HAMAMATSU | 12/10/1955 | Active | 122 | 9 | 3 | 5.17% | 114 | 14 | 0 | Y | | N | 08/2025 | | \$13,747.44 |
| | Exc Award (06/30/2019, 06/30/2024, 06/30/2025) | | | | | | | | | | | | | | | |
| 30990 | HAMAMATSU AOI | 06/20/1975 | Active | 34 | 1 | 0 | 3.03% | 34 | | 5 | Y | | | 02/2025 | | \$159.70 |
| | Exc Award (06/30/2017) | | | | | | | | | | | | | | | |
| 42144 | HAMAMATSU GREEN | 12/15/1982 | Active | 29 | 0 | 1 | -3.33% | 28 | 1 | 3 | Y | | | 05/2025 | | \$185.25 |
| | Exc Award (06/30/2018, 06/30/2025) | | | | | | | | | | | | | | | |
| 35901 | HAMAMATSU HIGASHI | 06/26/1978 | Active | 36 | 1 | 0 | 2.86% | 35 | | 0 | Y | | N | 12/2025 | | \$178.86 |
| | Exc Award (06/30/2017, 06/30/2020) | | | | | | | | | | | | | | | |
| 39249 | HAMAMATSU LIBERTY | 12/29/1980 | Active | 20 | 0 | 0 | 0.00% | 22 | | 2 | Y | | N | 11/2025 | | \$121.37 |
| | Exc Award (06/30/2019, 06/30/2020) | | | | | | | | | | | | | | | |
| 38010 | HAMAMATSU MINAMI | 01/29/1980 | Active | 48 | 3 | 2 | 2.13% | 51 | 30 | 0 | Y | | N | 12/2025 | | \$5,123.68 |
| | Exc Award (06/30/2016, 06/30/2018) | | | | | | | | | | | | | | | |
| 130753 | Hamamatsu Sakura | 04/19/2017 | Active | 15 | 1 | 2 | -6.25% | 22 | 9 | 0 | Y | | | 12/2024 | | \$102.21 |
| | Exc Award (06/30/2020, 06/30/2021) | | | | | | | | | | | | | | | |
| 24682 | HIGASHIIZU | 04/17/1973 | Active | 15 | 0 | 0 | 0.00% | 15 | | 15 | Y | | N | 12/2025 | | \$95.82 |
| | Exc Award (06/30/2020) | | | | | | | | | | | | | | | |
| 24693 | ITO | 12/05/1961 | Active | 29 | 2 | 8 | -17.14% | 39 | 18 | 0 | Y | | | 11/2025 | | \$198.02 |
| | Exc Award (06/30/2020, 06/30/2022) | | | | | | | | | | | | | | | |
| 24694 | IWATA | 08/01/1957 | Active | 64 | 7 | 0 | 12.28% | 58 | | 0 | Y | | N | 06/2025 | | \$13,808.99 |
| | Exc Award (06/30/2016, 06/30/2023, 06/30/2024) | | | | | | | | | | | | | | | |
| 38529 | IZUNAGAOKA | 05/29/1980 | Active | 19 | 2 | 0 | 11.76% | 14 | | 0 | Y | | N | 12/2025 | | \$114.98 |
| | Exc Award (06/30/2024) | | | | | | | | | | | | | | | |
| 24695 | KAKEGAWA | 07/25/1963 | Active | 34 | 1 | 0 | 3.03% | 28 | | 4 | Y | | N | 12/2025 | | \$204.41 |
| 24697 | KANBARA | 09/24/1963 | Active | 23 | 0 | 4 | -14.81% | 27 | 25 | 2 | Y | 2 | | 12/2025 | | \$95.82 |
| | Exc Award (06/30/2023) | | | | | | | | | | | | | | | |




Club Health Assessment for District 334 C through December 2025

|  | | | Status | Membership | | | | | | Reports | | | | Finance | LCIF | |
|--|--|--------------|-------------------------------------|-------------------------|-------------------|---------------------|---------------------|-------------------------|---------------------------------------|--------------------------------|--------------------------------|---------------------------------|-------------------|--------------------------------------|-----------------|---------------|
| Club Number | Club Name | Charter Date | Times in Status Quo in Past 2 Years | Current Member Count ** | YTD Members Added | YTD Members Dropped | YTD Net Growth% *** | Member Count 1 Year Ago | Dropped Members Avg.Length of Service | Months Since Membership Update | Current Officers Reported **** | Current President Repeated Term | VP Reported ***** | Last Date Reported Service (mm/yyyy) | Account Balance | YTD Donations |
| 34593 | KANNAMI | 10/31/1977 | Active | 17 | 0 | 0 | 0.00% | 17 | | 6 | Y | | N | 12/2025 | | \$102.21 |
| | Exc Award (06/30/2021) | | | | | | | | | | | | | | | |
| 43829 | KAWAZU | 04/11/1984 | Active | 16 | 2 | 0 | 14.29% | 16 | | 3 | Y | 2 | N | 12/2025 | | \$102.21 |
| | Exc Award (06/30/2020, 06/30/2024) | | | | | | | | | | | | | | | |
| 32393 | KIKUGAWA SHIZUOKA L C | 06/15/1976 | Active | 31 | 0 | 0 | 0.00% | 32 | | 6 | Y | | N | 12/2025 | | \$159.70 |
| | Exc Award (06/30/2020, 06/30/2021, 06/30/2022) | | | | | | | | | | | | | | | |
| 24708 | KOSAI | 11/19/1962 | Active | 38 | 0 | 2 | -5.00% | 41 | 41 | 1 | Y | | N | 12/2025 | | \$204.41 |
| | Exc Award (06/30/2024) | | | | | | | | | | | | | | | |
| 38238 | MIKKABI | 03/07/1980 | Active | 22 | 0 | 2 | -8.33% | 23 | 24 | 0 | Y | | N | 12/2025 | | \$153.31 |
| | Exc Award (06/30/2016) | | | | | | | | | | | | | | | |
| 24720 | MISHIMA | 11/02/1963 | Active | 74 | 0 | 1 | -1.33% | 68 | 2 | 2 | Y | | N | 06/2025 | | \$4,427.99 |
| | Exc Award (06/30/2020, 06/30/2024, 06/30/2025) | | | | | | | | | | | | | | | |
| 48407 | MISHIMA IZUMI | 04/01/1988 | Active | 14 | 2 | 1 | 7.69% | 14 | 21 | 0 | Y | | N | 06/2025 | | \$70.27 |
| 24722 | MORIMACHI L C | 11/10/1962 | Active | 38 | 2 | 0 | 5.56% | 37 | | 0 | Y | | N | 09/2025 | | \$4,617.20 |
| 24723 | NAGAIZUMI | 02/14/1971 | Active | 19 | 3 | 0 | 18.75% | 16 | | 0 | Y | | N | 12/2025 | | \$2,008.59 |
| 49385 | NAKAIZU | 04/04/1989 | Active | 20 | 1 | 0 | 5.26% | 18 | | 3 | Y | | | 12/2025 | | \$1,127.76 |
| 55106 | NIRAYAMA | 12/07/1993 | Active | 19 | 3 | 1 | 11.76% | 19 | 0 | 3 | Y | | N | 06/2025 | | \$121.37 |
| | Exc Award (06/30/2024) | | | | | | | | | | | | | | | |
| 24747 | NISHIIZU | 11/15/1973 | Active | 21 | 2 | 1 | 5.00% | 20 | 27 | 4 | Y | | N | 11/2025 | | \$2,134.19 |
| | Exc Award (06/30/2019, 06/30/2020) | | | | | | | | | | | | | | | |
| 24749 | NUMAZU | 09/17/1959 | Active | 61 | 3 | 1 | 3.39% | 65 | 26 | 4 | Y | | N | 12/2025 | | \$9,333.34 |
| | Exc Award (06/30/2016, 06/30/2018, 06/30/2019, 06/30/2022) | | | | | | | | | | | | | | | |
| 31876 | NUMAZU CHUO | 03/15/1976 | Active | 29 | 2 | 1 | 3.57% | 28 | 7 | 1 | Y | | | 09/2025 | | \$6,015.03 |
| | Exc Award (06/30/2017, 06/30/2022) | | | | | | | | | | | | | | | |
| 31895 | NUMAZU KORYO | 03/15/1976 | Active | 28 | 1 | 3 | -6.67% | 33 | 5 | 1 | Y | | N | 12/2025 | | \$2,766.10 |
| | Exc Award (06/30/2016, 06/30/2019, 06/30/2020, 06/30/2023) | | | | | | | | | | | | | | | |
| 24750 | NUMAZU SENBON | 04/24/1965 | Active | 48 | 10 | 3 | 17.07% | 40 | 23 | 0 | Y | | | 12/2025 | | \$7,213.04 |
| | Exc Award (06/30/2018, 06/30/2020, 06/30/2021, 06/30/2023, 06/30/2024) | | | | | | | | | | | | | | | |
| 44917 | NUMAZU SURUGA | 04/03/1985 | Active | 18 | 0 | 0 | 0.00% | 21 | | 6 | Y | | | 12/2025 | | \$1,383.05 |




Club Health Assessment for District 334 C through December 2025

|  | | | Status | Membership | | | | | | Reports | | | | Finance | LCIF | |
|--|--------------------|--------------|-------------------------------------|-------------------------|-------------------|---------------------|---------------------|-------------------------|---------------------------------------|--------------------------------|--------------------------------|---------------------------------|-------------------|--------------------------------------|-----------------|---------------|
| Club Number | Club Name | Charter Date | Times in Status Quo in Past 2 Years | Current Member Count ** | YTD Members Added | YTD Members Dropped | YTD Net Growth% *** | Member Count 1 Year Ago | Dropped Members Avg.Length of Service | Months Since Membership Update | Current Officers Reported **** | Current President Repeated Term | VP Reported ***** | Last Date Reported Service (mm/yyyy) | Account Balance | YTD Donations |
| Exc Award (06/30/2019, 06/30/2023) | | | Active | 30 | 2 | 0 | 7.14% | 28 | | 1 | Y | | N | 12/2025 | | \$1,127.76 |
| 24753 | OHITO | 06/19/1972 | | | | | | | | | | | | | | |
| Exc Award (06/30/2020, 06/30/2023) | | | Active | 59 | 5 | 2 | 5.36% | 56 | 5 | 4 | Y | | N | 12/2025 | | \$370.50 |
| 56059 | OMAEZAKI | 08/25/1994 | | | | | | | | | | | | | | |
| Exc Award (06/30/2019, 06/30/2023, 06/30/2024, 06/30/2025) | | | Active | 28 | 1 | 1 | 0.00% | 29 | 40 | 4 | Y | | N | 11/2025 | | \$1,140.54 |
| 24761 | OYAMA | 11/07/1964 | | | | | | | | | | | | | | |
| Exc Award (06/30/2017, 06/30/2019, 06/30/2020, 06/30/2021, 06/30/2022, 06/30/2023) | | | Active | 55 | 1 | 1 | 0.00% | 60 | 2 | 0 | Y | | N | 11/2025 | | \$7,813.93 |
| 24770 | SHIMADA | 01/08/1962 | | | | | | | | | | | | | | |
| Exc Award (06/30/2016, 06/30/2022) | | | Active | 20 | 2 | 0 | 11.11% | 19 | | 4 | Y | | | 12/2025 | | \$2,927.80 |
| 24772 | SHIMIZU | 12/06/1958 | | | | | | | | | | | | | | |
| Exc Award (06/30/2017) | | | Active | 39 | 1 | 1 | 0.00% | 38 | 6 | 0 | Y | | | 12/2025 | | \$185.25 |
| 24771 | SHIMIZU HAGOROMO | 10/05/1961 | | | | | | | | | | | | | | |
| Exc Award (06/30/2017, 06/30/2020, 06/30/2024) | | | Active | 42 | 0 | 0 | 0.00% | 42 | | 6 | Y | | N | 12/2025 | | \$4,058.44 |
| 45553 | SHIMIZU NIHONDAIRA | 11/04/1985 | | | | | | | | | | | | | | |
| Exc Award (06/30/2019, 06/30/2020, 06/30/2021, 06/30/2022) | | | Active | 49 | 3 | 1 | 4.26% | 48 | 7 | 3 | Y | | N | 11/2025 | | \$1,287.46 |
| 24777 | SHIMODA | 12/07/1962 | | | | | | | | | | | | | | |
| Exc Award (06/30/2019, 06/30/2024) | | | Active | 133 | 16 | 3 | 10.83% | 125 | 9 | 0 | Y | | N | 06/2025 | | \$59,078.67 |
| 24774 | SHIZUOKA | 04/10/1957 | | | | | | | | | | | | | | |
| Exc Award (06/30/2017, 06/30/2019, 06/30/2020, 06/30/2023, 06/30/2024) | | | Active | 28 | 2 | 2 | 0.00% | 29 | 19 | 0 | Y | | N | 11/2025 | | \$4,772.53 |
| 30795 | SHIZUOKA AOBA | 05/12/1975 | | | | | | | | | | | | | | |
| Exc Award (06/30/2020, 06/30/2024) | | | Active | 41 | 2 | 1 | 2.50% | 43 | 7 | 3 | Y | | N | 12/2025 | | \$12,555.56 |
| 24776 | SHIZUOKA AOI | 03/10/1961 | | | | | | | | | | | | | | |
| Exc Award (06/30/2020, 06/30/2022, 06/30/2024) | | | Active | 30 | 4 | 2 | 7.14% | 30 | 20 | 0 | Y | | N | 09/2024 | | \$4,321.90 |
| 33492 | SHIZUOKA FUYO | 03/14/1977 | | | | | | | | | | | | | | |
| Exc Award (06/30/2019, 06/30/2022) | | | Active | 26 | 0 | 0 | 0.00% | 27 | | 6 | Y | | N | 11/2025 | | \$2,808.62 |
| 46157 | SHIZUOKA KEYAKI | 05/05/1986 | | | | | | | | | | | | | | |
| 48573 | SHIZUOKA LIBERTY | 05/06/1988 | Active | 29 | 1 | 0 | 3.57% | 23 | | 1 | Y | | | 09/2025 | | \$1,508.60 |
| Exc Award (06/30/2019, 06/30/2024, 06/30/2025) | | | | | | | | | | | | | | | | |



Club Health Assessment for District 334 C through December 2025

|  | | | Status | Membership | | | | | | Reports | | | | Finance | LCIF | |
|--|--|--------------|-------------------------------------|-------------------------|-------------------|---------------------|---------------------|-------------------------|---------------------------------------|--------------------------------|--------------------------------|---------------------------------|-------------------|--------------------------------------|-----------------|---------------|
| Club Number | Club Name | Charter Date | Times in Status Quo in Past 2 Years | Current Member Count ** | YTD Members Added | YTD Members Dropped | YTD Net Growth% *** | Member Count 1 Year Ago | Dropped Members Avg.Length of Service | Months Since Membership Update | Current Officers Reported **** | Current President Repeated Term | VP Reported ***** | Last Date Reported Service (mm/yyyy) | Account Balance | YTD Donations |
| 42034 | SHIZUOKA SUNPU | 11/29/1982 | Active | 62 | 0 | 4 | -6.06% | 66 | 37 | 0 | Y | | | 08/2025 | | \$421.60 |
| | Exc Award (06/30/2017, 06/30/2022) | | | | | | | | | | | | | | | |
| 24767 | SHIZUOKA TACHIBANA | 09/29/1970 | Active | 48 | 3 | 1 | 4.35% | 46 | 44 | 1 | Y | | N | 10/2025 | | \$5,200.26 |
| | Exc Award (06/30/2017, 06/30/2019, 06/30/2022, 06/30/2024) | | | | | | | | | | | | | | | |
| 57576 | SHIZUOKA TATSUMI | 11/20/1995 | Active | 59 | 0 | 1 | -1.67% | 58 | 16 | 0 | Y | | N | 11/2025 | | \$8,023.22 |
| | Exc Award (06/30/2019) | | | | | | | | | | | | | | | |
| 52487 | SHIZUOKA YAYOI | 02/04/1992 | Active | 21 | 0 | 0 | 0.00% | 22 | | 6 | Y | | N | 11/2025 | | \$134.15 |
| | Exc Award (06/30/2020) | | | | | | | | | | | | | | | |
| 24768 | SHUZENJI | 08/05/1967 | Active | 15 | 1 | 0 | 7.14% | 14 | | 4 | Y | | N | 10/2022 | | \$95.82 |
| 24781 | SUSONO | 09/12/1964 | Active | 58 | 3 | 0 | 5.45% | 62 | | 3 | Y | | N | 07/2025 | | \$987.47 |
| | Exc Award (06/30/2018, 06/30/2020, 06/30/2021, 06/30/2023, 06/30/2024) | | | | | | | | | | | | | | | |
| 31634 | TOI | 01/30/1976 | Active | 21 | 0 | 0 | 0.00% | 22 | | 9 | Y | | | 09/2025 | | \$134.15 |
| | Exc Award (06/30/2023) | | | | | | | | | | | | | | | |
| 24799 | YAIZU | 11/12/1965 | Active | 56 | 1 | 0 | 1.82% | 53 | | 4 | Y | | N | 09/2025 | | \$11,502.67 |
| | Exc Award (06/30/2019, 06/30/2022) | | | | | | | | | | | | | | | |

Clubs Cancelled Previous Fiscal Year – Clubs Cancelled within last 12 months may be reinstated

| Club Number | Club Name | Charter Date | Current Status* | Cancellation Date |
|-------------|-----------------|--------------|-----------------|-------------------|
| 53743 | FUJINOMIYA FUJO | 10/12/1992 | Cancelled(6*) | 06/29/2025 |
| 24765 | SHIMIZUCHO | 03/08/1970 | Cancelled(6*) | 06/29/2025 |

| Current Total Clubs Count | YTD New Clubs Count | YTD Cancelled Clubs Count | YTD Net Club Gain | Current Total Members Count | YTD Add | YTD Drop | YTD Net Growth | YTD Net Growth % | Member Count 12 Months Ago | Average Member Count Per Club | % of Clubs with less than 20 members | % No Officer Report in 12 Months | % of Clubs with balance 90+ days | Number of Clubs in Status Quo | % Status Quo Clubs in Financial Suspension | Number of Cancelled Clubs | Average Cancelled Club Age | Members Lost Due to Cancellation | % of Clubs Cancelled for Non-Financial Reasons |
|---------------------------|---------------------|---------------------------|-------------------|-----------------------------|---------|----------|----------------|------------------|----------------------------|-------------------------------|--------------------------------------|----------------------------------|----------------------------------|-------------------------------|--|---------------------------|----------------------------|----------------------------------|--|
| 68 | 1 | 0 | 1 | 2,749 | 150 | 68 | 82 | 3.07% | 2,715 | 40 | 19% | 0% | 0% | 0 | 0% | 0 | 0 | 0 | 0% |

* - P - Priority Club. Cancellation Reasons: 1-Objectives/conduct, 2-Non-active club, 5-Non-existing club, 6-Disbanding, 7-Merger, 8-Financial Suspension, 9-District/Multiple District Dues.

** Red denotes below 15 active members.


*** Red denotes 20% + loss.

**** Y - all 3 (President, Secretary, Treasurer) club officers reported, N - not all 3 reported.

***** Abbreviation: N-New, IP-Immediate Past, R-Repeat.




Club Health Assessment for District 334 D through December 2025

|  | | | Status | Membership | | | | | Reports | | | | | Finance | LCIF | |
|--|-------------------------------|--------------|-------------------------------------|-------------------------|-------------------|---------------------|---------------------|-------------------------|---------------------------------------|--------------------------------|--------------------------------|---------------------------------|-------------------|--------------------------------------|-----------------|---------------|
| Club Number | Club Name | Charter Date | Times in Status Quo in Past 2 Years | Current Member Count ** | YTD Members Added | YTD Members Dropped | YTD Net Growth% *** | Member Count 1 Year Ago | Dropped Members Avg.Length of Service | Months Since Membership Update | Current Officers Reported **** | Current President Repeated Term | VP Reported ***** | Last Date Reported Service (mm/yyyy) | Account Balance | YTD Donations |
| Clubs less than two years old | | | | | | | | | | | | | | | | |
| 191492 | Fukui AI Community | 12/09/2025 | Newly Chartered | 20 | 20 | 0 | 100.00% | 0 | | 0 | Y | | | | | |
| 187737 | Fukui Fukushi Shinkoukai | 07/28/2025 | Active | 23 | 23 | 0 | 100.00% | 0 | | 4 | Y | | | | | |
| 186945 | Fukui Highest | 07/13/2025 | Active | 20 | 22 | 2 | 100.00% | 0 | 0 | 0 | Y | | N | | | |
| 188908 | Fukui Meister | 08/13/2025 | Active | 23 | 24 | 1 | 100.00% | 0 | 0 | 0 | Y | | | | 90+ Days | |
| 189067 | Kanazawa Empathy | 08/27/2025 | Active | 20 | 20 | 0 | 100.00% | 0 | | 4 | Y | | | | | |
| 188798 | Kanazawa Marine | 09/09/2025 | Active | 20 | 20 | 0 | 100.00% | 0 | | 3 | Y | | | | 90+ Days | |
| 157292 | Kanazawa Mimoza | 02/15/2024 | Active | 28 | 1 | 0 | 3.70% | 29 | | 5 | Y | | | | | \$268.99 |
| 191065 | Niikawa Alert | 11/18/2025 | Newly Chartered | 21 | 21 | 0 | 100.00% | 0 | | 1 | Y | | | | | |
| 190764 | Takaoka Miyabi Kodomosyokudou | 10/23/2025 | Newly Chartered | 20 | 20 | 0 | 100.00% | 0 | | 2 | Y | | | | | |
| Clubs more than two years old | | | | | | | | | | | | | | | | |
| 25130 | ANAMIZU | 10/10/1967 | Active | 17 | 0 | 2 | -10.53% | 20 | 24 | 0 | N | None | | 10/2023 | | \$1,000.00 |
| 42145 | ASAHIMACHI | 12/22/1982 | Active | 12 | 1 | 0 | 9.09% | 12 | | 5 | Y | | | 08/2025 | | \$1,000.00 |
| 25132 | AWARA-MIKUNI L C | 10/04/1959 | Active | 38 | 13 | 0 | 52.00% | 27 | | 3 | Y | | N | 11/2025 | | \$4,000.01 |
| Exc Award (06/30/2016, 06/30/2017, 06/30/2024) | | | | | | | | | | | | | | | | |
| 25135 | FUKUI | 08/07/1957 | Active | 80 | 6 | 2 | 5.26% | 77 | 19 | 0 | Y | | N | 12/2025 | | \$5,000.01 |
| Exc Award (06/30/2016, 06/30/2024) | | | | | | | | | | | | | | | | |
| 25136 | FUKUI AOI | 11/07/1972 | Active | 83 | 4 | 3 | 1.22% | 85 | 20 | 0 | Y | | N | 11/2025 | | \$10,000.01 |
| Exc Award (06/30/2016, 06/30/2022) | | | | | | | | | | | | | | | | |
| 25137 | FUKUI CHUO | 03/29/1962 | Active | 88 | 24 | 3 | 31.34% | 67 | 7 | 0 | Y | | N | 12/2025 | | \$32,900.38 |
| 118467 | FUKUI EAST | 12/17/2012 | Active | 96 | 16 | 9 | 7.87% | 89 | 8 | 0 | Y | | N | 12/2025 | | \$84,900.25 |
| Exc Award (06/30/2016, 06/30/2017, 06/30/2020, 06/30/2024, 06/30/2025) | | | | | | | | | | | | | | | | |
| 25138 | FUKUI HONMARU | 04/28/1970 | Active | 54 | 6 | 4 | 3.85% | 53 | 19 | 0 | Y | | N | 12/2025 | | \$32,700.24 |
| Exc Award (06/30/2016, 06/30/2017, 06/30/2023) | | | | | | | | | | | | | | | | |
| 31954 | FUKUI KUZURYU | 03/29/1976 | Active | 43 | 2 | 1 | 2.38% | 44 | 13 | 0 | Y | | N | 12/2025 | 90+ Days | \$2,300.05 |
| 129667 | Fukui Minato Marine | 12/21/2016 | Active | 19 | 5 | 1 | 26.67% | 19 | 8 | 1 | Y | | | 02/2025 | | \$2,700.01 |



Club Health Assessment for District 334 D through December 2025

|  | | | Status | Membership | | | | | | Reports | | | | Finance | LCIF | |
|--|------------------|--------------|-------------------------------------|-------------------------|-------------------|---------------------|---------------------|-------------------------|---------------------------------------|--------------------------------|--------------------------------|---------------------------------|-------------------|--------------------------------------|-----------------|---------------|
| Club Number | Club Name | Charter Date | Times in Status Quo in Past 2 Years | Current Member Count ** | YTD Members Added | YTD Members Dropped | YTD Net Growth% *** | Member Count 1 Year Ago | Dropped Members Avg.Length of Service | Months Since Membership Update | Current Officers Reported **** | Current President Repeated Term | VP Reported ***** | Last Date Reported Service (mm/yyyy) | Account Balance | YTD Donations |
| Exc Award (06/30/2024) | | | Active | 39 | 2 | 2 | 0.00% | 38 | 27 | 0 | Y | | N | 11/2025 | | \$6,000.00 |
| 43190 | FUKUI PHOENIX | 11/18/1983 | | | | | | | | | | | | | | |
| Exc Award (06/30/2016) | | | Active | 25 | 0 | 1 | -3.85% | 26 | 8 | 2 | Y | | N | 11/2025 | | \$2,200.00 |
| 61658 | FUKUI PURE | 03/19/1999 | | | | | | | | | | | | | | |
| Exc Award (06/30/2017) | | | Active | 44 | 2 | 0 | 4.76% | 42 | | 5 | Y | | | 12/2025 | | \$10,600.04 |
| 118466 | FUKUI SOUTH | 12/18/2012 | | | | | | | | | | | | | | |
| Exc Award (06/30/2024, 06/30/2025) | | | Active | 55 | 0 | 3 | -5.17% | 53 | 17 | 0 | Y | | | 11/2025 | | \$1,000.01 |
| 25147 | HAKUI | 10/08/1963 | | | | | | | | | | | | | | |
| Exc Award (06/30/2016, 06/30/2022) | | | Active | 38 | 0 | 0 | 0.00% | 37 | | 6 | Y | | N | 07/2024 | | \$3,800.18 |
| 39497 | HARUE SAKAI | 02/23/1981 | | | | | | | | | | | | | | |
| | | | Active | 65 | 2 | 0 | 3.17% | 64 | | 5 | Y | | | 10/2025 | | \$1,000.00 |
| 25150 | HIMI | 09/01/1958 | | | | | | | | | | | | | | |
| | | | Active | 18 | 0 | 0 | 0.00% | 17 | | 7 | Y | | N | 11/2025 | | \$5,000.02 |
| 25155 | IMADATE | 04/05/1963 | | | | | | | | | | | | | | |
| | | | Active | 79 | 0 | 1 | -1.25% | 81 | 32 | 2 | Y | | N | 11/2025 | | \$6,600.27 |
| 25156 | KAGA | 11/07/1958 | | | | | | | | | | | | | | |
| | | | Active | 19 | 2 | 0 | 11.76% | 16 | | 0 | Y | | N | 10/2025 | | \$1,002.90 |
| 25159 | KAMIICHI | 06/19/1965 | | | | | | | | | | | | | | |
| Exc Award (06/30/2021) | | | Active | 74 | 0 | 5 | -6.33% | 85 | 20 | 0 | Y | | N | 11/2025 | | \$4,500.09 |
| 25165 | KANAZAWA | 08/17/1956 | | | | | | | | | | | | | | |
| | | | Active | 90 | 8 | 3 | 5.88% | 86 | 9 | 0 | Y | | N | 12/2023 | | \$38,000.12 |
| 25164 | KANAZAWA CHUO | 06/08/1968 | | | | | | | | | | | | | | |
| Exc Award (06/30/2021) | | | Active | 49 | 5 | 6 | -2.00% | 51 | 10 | 0 | Y | | N | 11/2023 | | \$11,000.01 |
| 36950 | KANAZAWA FUSHIMI | 04/13/1979 | | | | | | | | | | | | | | |
| | | | Active | 82 | 1 | 1 | 0.00% | 83 | 4 | 0 | Y | | N | 09/2025 | | \$4,800.05 |
| 25168 | KANAZAWA HIGASHI | 06/10/1960 | | | | | | | | | | | | | | |
| | | | Active | 43 | 0 | 2 | -4.44% | 45 | 25 | 4 | Y | | | 11/2024 | | \$3,900.03 |
| 36848 | KANAZAWA HIKARI | 03/28/1979 | | | | | | | | | | | | | | |
| | | | Active | 84 | 11 | 3 | 10.53% | 79 | 9 | 0 | Y | | | 09/2025 | | \$5,000.01 |
| 25162 | KANAZAWA JOHOKU | 02/26/1970 | | | | | | | | | | | | | | |
| | | | Active | 67 | 8 | 5 | 4.69% | 61 | 6 | 3 | Y | | | 08/2025 | | \$6,500.00 |
| 25166 | KANAZAWA KENROKU | 06/23/1964 | | | | | | | | | | | | | | |
| | | | Active | 102 | 0 | 0 | 0.00% | 101 | | 3 | N | | | 08/2023 | | \$13,920.66 |
| 37896 | KANAZAWA KIKUSUI | 12/17/1979 | | | | | | | | | | | | | | |
| | | | Active | 43 | 1 | 0 | 2.38% | 45 | | 3 | Y | | N | 12/2023 | 90+ Days | |
| 44495 | KANAZAWA MIDORI | 12/28/1984 | | | | | | | | | | | | | | |
| | | | Active | 34 | 1 | 1 | 0.00% | 35 | 45 | 0 | Y | | | 11/2024 | | \$4,600.01 |
| 25157 | KANAZAWA MINAMI | 09/23/1970 | | | | | | | | | | | | | | |
| | | | Active | 38 | 1 | 3 | -5.00% | 49 | 19 | 3 | Y | | N | 12/2025 | | \$7,300.01 |
| 25163 | KANAZAWA NISHI | 09/14/1969 | | | | | | | | | | | | | | |
| | | | Active | 46 | 0 | 1 | -2.13% | 48 | 42 | 2 | Y | | N | 10/2025 | | \$5,200.07 |
| 30382 | KANAZAWA OYAMA | 03/06/1975 | | | | | | | | | | | | | | |
| | | | Active | 8 | 0 | 1 | -11.11% | 9 | 3 | 5 | N | 3 | R | 12/2024 | | |
| 99017 | KANAZAWA PARK | 04/04/2007 | | | | | | | | | | | | | | |
| | | | Active | 24 | 0 | 0 | 0.00% | 22 | | 6 | Y | | N | 11/2024 | | \$2,400.01 |
| 25169 | KATSUYAMA | 02/25/1968 | | | | | | | | | | | | | | |



Club Health Assessment for District 334 D through December 2025

| | | | Status | Membership | | | | | | Reports | | | | Finance | LCIF | |
|-------------|--|--------------|-------------------------------------|-------------------------|-------------------|---------------------|---------------------|-------------------------|---------------------------------------|--------------------------------|--------------------------------|---------------------------------|-------------------|--------------------------------------|-----------------|---------------|
| Club Number | Club Name | Charter Date | Times in Status Quo in Past 2 Years | Current Member Count ** | YTD Members Added | YTD Members Dropped | YTD Net Growth% *** | Member Count 1 Year Ago | Dropped Members Avg.Length of Service | Months Since Membership Update | Current Officers Reported **** | Current President Repeated Term | VP Reported ***** | Last Date Reported Service (mm/yyyy) | Account Balance | YTD Donations |
| 25171 | KOMATSU | 11/19/1958 | Active | 94 | 1 | 5 | -4.08% | 76 | 1 | 0 | Y | | | 10/2024 | | |
| | Exc Award (06/30/2016) | | | | | | | | | | | | | | | |
| 25172 | KOMATSU CHUO | 11/06/1972 | Active | 45 | 7 | 0 | 18.42% | 41 | | 4 | Y | | N | 01/2024 | | |
| 59142 | KOMATSU SEIUN | 02/05/1997 | Active | 40 | 0 | 0 | 0.00% | 41 | | 4 | Y | | N | 12/2024 | | |
| | Exc Award (06/30/2020) | | | | | | | | | | | | | | | |
| 25170 | KOSUGI | 06/21/1965 | Active | 71 | 0 | 2 | -2.74% | 72 | 17 | 3 | Y | | N | 12/2025 | | \$553.70 |
| 25174 | KUROBE | 09/26/1961 | Active | 56 | 2 | 0 | 3.70% | 58 | | 3 | Y | | | 11/2024 | | |
| | Exc Award (06/30/2021, 06/30/2022) | | | | | | | | | | | | | | | |
| 25177 | MARUOKA | 01/19/1968 | Active | 31 | 1 | 1 | 0.00% | 31 | 39 | 5 | N | None | | 11/2023 | | \$8,100.03 |
| 25178 | MATTO | 03/30/1965 | Active | 56 | 3 | 0 | 5.66% | 55 | | 4 | N | | | 05/2025 | | \$9,900.01 |
| | Exc Award (06/30/2016) | | | | | | | | | | | | | | | |
| 25180 | MIHAMA | 03/27/1969 | Active | 48 | 4 | 0 | 9.09% | 44 | | 2 | Y | | | 10/2023 | | \$1,000.01 |
| 25182 | MIKAWA | 03/21/1966 | Active | 27 | 1 | 2 | -3.57% | 31 | 40 | 1 | Y | | | 11/2025 | | \$1,400.03 |
| 30794 | NAKANOTO | 05/12/1975 | Active | 21 | 0 | 0 | 0.00% | 21 | | 0 | N | None | | 12/2020 | | |
| | Exc Award (06/30/2020) | | | | | | | | | | | | | | | |
| 25187 | NAMERIKAWA | 03/22/1957 | Active | 41 | 0 | 1 | -2.38% | 42 | 41 | 4 | Y | | | 09/2025 | | \$1,000.00 |
| 25189 | NANAO | 04/19/1965 | Active | 53 | 1 | 0 | 1.92% | 55 | | 3 | Y | | N | 09/2023 | | \$4,000.01 |
| 25190 | NOMI L C | 05/01/1962 | Active | 44 | 5 | 0 | 12.82% | 39 | | 0 | Y | | | 08/2025 | | \$3,000.01 |
| 25191 | NONOICHI | 10/27/1968 | Active | 38 | 5 | 0 | 15.15% | 34 | | 3 | Y | | | 11/2025 | | \$2,500.01 |
| 44601 | NOTO | 01/28/1985 | Active | 28 | 0 | 0 | 0.00% | 30 | | 4 | N | None | | 09/2023 | | |
| 25193 | NYUZEN | 10/06/1969 | Active | 53 | 0 | 3 | -5.36% | 59 | 21 | 0 | Y | | R | 12/2024 | | |
| 25194 | OBAMA | 01/26/1964 | Active | 35 | 1 | 0 | 2.94% | 36 | | 5 | Y | | N | 09/2025 | | \$4,400.02 |
| | Exc Award (06/30/2022) | | | | | | | | | | | | | | | |
| 25198 | OHNO | 03/07/1958 | Active | 47 | 3 | 0 | 6.82% | 46 | | 5 | Y | | N | 12/2025 | | \$3,500.02 |
| 25202 | SABAE | 03/29/1962 | Active | 78 | 2 | 0 | 2.63% | 76 | | 0 | Y | | N | 09/2025 | | \$10,600.10 |
| 46563 | SABAE OHZAN | 09/03/1986 | Active | 66 | 1 | 0 | 1.54% | 66 | | 2 | Y | | N | 11/2025 | | \$14,600.07 |
| 25206 | SHINMINATO | 04/27/1964 | Active | 48 | 3 | 4 | -2.04% | 49 | 11 | 0 | Y | | N | 12/2025 | | |
| 25210 | TAKAOKA | 07/21/1956 | Active | 80 | 2 | 5 | -3.61% | 86 | 10 | 0 | Y | | | 10/2025 | | \$5,000.02 |
| | Exc Award (06/30/2020, 06/30/2021, 06/30/2023, 06/30/2024) | | | | | | | | | | | | | | | |
| 123792 | Takaoka Alert | 12/12/2014 | Active | 46 | 3 | 1 | 4.55% | 45 | 7 | 1 | Y | | | 11/2024 | | \$5,000.00 |



Club Health Assessment for District 334 D through December 2025

| | | | Status | Membership | | | | | | Reports | | | | Finance | LCIF | |
|--|-----------------|--------------|-------------------------------------|-------------------------|-------------------|---------------------|---------------------|-------------------------|---------------------------------------|--------------------------------|--------------------------------|---------------------------------|-------------------|--------------------------------------|-----------------|---------------|
| Club Number | Club Name | Charter Date | Times in Status Quo in Past 2 Years | Current Member Count ** | YTD Members Added | YTD Members Dropped | YTD Net Growth% *** | Member Count 1 Year Ago | Dropped Members Avg.Length of Service | Months Since Membership Update | Current Officers Reported **** | Current President Repeated Term | VP Reported ***** | Last Date Reported Service (mm/yyyy) | Account Balance | YTD Donations |
| Exc Award (06/30/2016) | | | Active | 44 | 0 | 0 | 0.00% | 42 | | 9 | Y | | | 12/2025 | | \$2,700.01 |
| 25208 | TAKAOKA CHUO | 10/05/1973 | | | | | | | | | | | | | | |
| Exc Award (06/30/2021, 06/30/2022, 06/30/2023, 06/30/2024) | | | | | | | | | | | | | | | | |
| 25211 | TAKAOKA FUSHIKI | 11/12/1958 | Active | 34 | 1 | 0 | 3.03% | 33 | | 5 | Y | | | 12/2025 | | |
| 25216 | TAKAOKA KOJYO | 03/19/1964 | Active | 38 | 7 | 3 | 11.76% | 36 | 4 | 0 | Y | | N | 12/2025 | | \$100.00 |
| Exc Award (06/30/2016) | | | Active | 47 | 0 | 0 | 0.00% | 50 | | 2 | N | | | 12/2025 | | \$2,000.01 |
| 25224 | TAKAOKA SHIKINO | 05/12/1967 | | | | | | | | | | | | | | |
| Exc Award (06/30/2023) | | | | | | | | | | | | | | | | |
| 25215 | TAKEFU | 07/25/1962 | Active | 59 | 2 | 3 | -1.67% | 57 | 12 | 0 | Y | | N | 08/2025 | | \$6,900.01 |
| Exc Award (06/30/2022, 06/30/2023) | | | Active | 63 | 3 | 1 | 3.28% | 62 | 51 | 5 | Y | | N | 11/2025 | | \$1,000.01 |
| 29169 | TAKEFU CENTRAL | 04/16/1974 | | | | | | | | | | | | | | |
| Exc Award (06/30/2020) | | | | | | | | | | | | | | | | |
| 25231 | TATEYAMA | 04/07/1968 | Active | 15 | 0 | 0 | 0.00% | 15 | | 7 | Y | | | 10/2025 | | \$2,400.02 |
| 101955 | TATSURUHAMA | 05/02/2008 | Active(1) | 36 | 8 | 8 | 0.00% | 36 | 4 | 0 | Y | | | 12/2015 | | \$3,999.99 |
| 25223 | TONAMI | 04/29/1965 | Active | 89 | 38 | 34 | 4.71% | 84 | 9 | 2 | Y | | N | 12/2024 | | \$2,000.00 |
| Exc Award (06/30/2022) | | | Active | 93 | 3 | 2 | 1.09% | 87 | 7 | 0 | Y | | | 11/2023 | 90+ Days | \$2,200.01 |
| 25225 | TONAMI CENTRAL | 01/24/1968 | | | | | | | | | | | | | | |
| 25219 | TOYAMA | 04/17/1956 | | | | | | | | | | | | | | |
| 132279 | Toyama Alert | 07/28/2017 | Active | 16 | 0 | 0 | 0.00% | 16 | | 4 | N | | | 10/2025 | | \$2,100.03 |
| 25222 | TOYAMA CENTRAL | 12/17/1962 | Active | 56 | 5 | 0 | 9.80% | 54 | | 5 | Y | | N | 12/2025 | | \$1,780.01 |
| 52022 | TOYAMA HEISEI | 09/16/1991 | Active | 21 | 0 | 0 | 0.00% | 22 | | 11 | N | | | 11/2023 | | |
| 37624 | TOYAMA HIGASHI | 10/16/1979 | Active | 45 | 2 | 0 | 4.65% | 43 | | 0 | Y | | N | 12/2025 | | \$560.01 |
| Exc Award (06/30/2016) | | | Active | 28 | 0 | 2 | -6.67% | 29 | 16 | 0 | Y | | N | 01/2024 | | \$560.45 |
| 84016 | TOYAMA IKIUKI | 08/09/2004 | | | | | | | | | | | | | | |
| 25229 | TOYAMA JINZU | 11/24/1968 | | | | | | | | | | | | | | |
| 78944 | TOYAMA KOHSHI | 04/28/2004 | Active(1) | 8 | 0 | 2 | -20.00% | 9 | 2 | 4 | N | None | | 11/2017 | | |
| 29818 | TOYAMA MINAMI | 09/16/1974 | Active | 57 | 3 | 1 | 3.64% | 55 | 3 | 0 | Y | | | 07/2025 | | \$1,000.01 |
| 25230 | TOYAMA MINATO | 11/24/1968 | Active | 32 | 0 | 0 | 0.00% | 33 | | 7 | Y | | | 12/2025 | | \$3,200.05 |
| 25227 | TOYAMA NISHI | 09/13/1971 | Active | 56 | 1 | 0 | 1.82% | 62 | | 3 | Y | | | 11/2025 | | \$13,300.04 |
| Exc Award (06/30/2020) | | | | | | | | | | | | | | | | |



Club Health Assessment for District 334 D through December 2025

| | | | Status | Membership | | | | | Reports | | | | | Finance | LCIF | |
|------------------------------------|------------------|--------------|-------------------------------------|-------------------------|-------------------|---------------------|---------------------|-------------------------|---------------------------------------|--------------------------------|--------------------------------|---------------------------------|-------------------|--------------------------------------|-----------------|---------------|
| Club Number | Club Name | Charter Date | Times in Status Quo in Past 2 Years | Current Member Count ** | YTD Members Added | YTD Members Dropped | YTD Net Growth% *** | Member Count 1 Year Ago | Dropped Members Avg.Length of Service | Months Since Membership Update | Current Officers Reported **** | Current President Repeated Term | VP Reported ***** | Last Date Reported Service (mm/yyyy) | Account Balance | YTD Donations |
| 25228 | TOYAMA RAICHO | 08/24/1971 | Active | 30 | 2 | 0 | 7.14% | 29 | | 3 | Y | | N | 11/2025 | 90+ Days | \$2,000.01 |
| 43574 | TOYAMA SHOWA | 02/27/1984 | Active | 93 | 3 | 0 | 3.33% | 94 | | 5 | Y | | | 02/2025 | | \$4,000.01 |
| Exc Award (06/30/2020, 06/30/2022) | | | | | | | | | | | | | | | | |
| 25221 | TSURUGA | 05/27/1962 | Active | 62 | 2 | 0 | 3.33% | 62 | | 3 | Y | | | 09/2023 | | \$1,100.01 |
| Exc Award (06/30/2020) | | | | | | | | | | | | | | | | |
| 34796 | TSURUGA MINATO | 12/01/1977 | Active | 74 | 8 | 2 | 8.82% | 69 | 26 | 0 | Y | | N | 12/2025 | | \$11,600.14 |
| Exc Award (06/30/2020) | | | | | | | | | | | | | | | | |
| 57593 | TSURUGAKEHI | 12/11/1995 | Active | 33 | 3 | 2 | 3.13% | 33 | 16 | 0 | Y | | | 09/2023 | | |
| 25232 | TSURUGI | 08/03/1969 | Active | 22 | 2 | 1 | 4.76% | 21 | 5 | 0 | Y | | N | 12/2023 | | |
| 29819 | UOZU | 09/16/1974 | Active | 48 | 4 | 0 | 9.09% | 48 | | 2 | Y | | | 08/2025 | | \$7,700.07 |
| 25236 | WAJIMA | 09/28/1969 | Active | 46 | 0 | 0 | 0.00% | 47 | | 6 | N | None | | 11/2023 | | \$1,000.00 |
| 25181 | WAKASA | 12/05/1972 | Active | 41 | 0 | 0 | 0.00% | 38 | | 11 | Y | | N | 02/2024 | | |
| 25235 | WAKASA NISHI | 04/18/1965 | Active | 14 | 1 | 1 | 0.00% | 17 | 12 | 2 | Y | | | 12/2025 | | \$1,506.35 |
| 25238 | YATSUO FUCHU L C | 04/28/1968 | Active | 26 | 1 | 0 | 4.00% | 25 | | 0 | Y | 2 | | 10/2025 | | \$1,600.03 |

Clubs Cancelled Previous Fiscal Year – Clubs Cancelled within last 12 months may be reinstated

| Club Number | Club Name | Charter Date | Current Status* | Cancellation Date |
|-------------|----------------|--------------|-----------------|-------------------|
| 100506 | TSURUGA SENIOR | 11/08/2007 | Cancelled(6*) | 06/29/2025 |

| Current Total Clubs Count | YTD New Clubs Count | YTD Cancelled Clubs Count | YTD Net Club Gain | Current Total Members Count | YTD Add | YTD Drop | YTD Net Growth | YTD Net Growth % | Member Count 12 Months Ago | Average Member Count Per Club | % of Clubs with less than 20 members | % No Officer Report in 12 Months | % of Clubs with balance 90+ days | Number of Clubs in Status Quo | % Status Quo Clubs in Financial Suspension | Number of Cancelled Clubs | Average Cancelled Club Age | Members Lost Due to Cancellation | % of Clubs Cancelled for Non-Financial Reasons |
|---------------------------|---------------------|---------------------------|-------------------|-----------------------------|---------|----------|----------------|------------------|----------------------------|-------------------------------|--------------------------------------|----------------------------------|----------------------------------|-------------------------------|--|---------------------------|----------------------------|----------------------------------|--|
| 97 | 8 | 0 | 8 | 4,476 | 448 | 152 | 296 | 7.08% | 4,243 | 46 | 10% | 2% | 6% | 0 | 0% | 0 | 0 | 0 | 0% |

* - P - Priority Club. Cancellation Reasons: 1-Objectives/conduct, 2-Non-active club, 5-Non-existing club, 6-Disbanding, 7-Merger, 8-Financial Suspension, 9-District/Multiple District Dues.

** Red denotes below 15 active members.

*** Red denotes 20% + loss.

**** Y - all 3 (President, Secretary, Treasurer) club officers reported, N - not all 3 reported.

***** Abbreviation: N-New, IP-Immediate Past, R-Repeat.




Club Health Assessment for District 334 E through December 2025

| | | | Status | Membership | | | | | | Reports | | | | Finance | | LCIF |
|-------------------------------|--|--------------|-------------------------------------|-------------------------|-------------------|---------------------|---------------------|-------------------------|---------------------------------------|--------------------------------|--------------------------------|---------------------------------|-------------------|--------------------------------------|-----------------|---------------|
| Club Number | Club Name | Charter Date | Times in Status Quo in Past 2 Years | Current Member Count ** | YTD Members Added | YTD Members Dropped | YTD Net Growth% *** | Member Count 1 Year Ago | Dropped Members Avg.Length of Service | Months Since Membership Update | Current Officers Reported **** | Current President Repeated Term | VP Reported ***** | Last Date Reported Service (mm/yyyy) | Account Balance | YTD Donations |
| Clubs less than two years old | | | | | | | | | | | | | | | | |
| 190342 | Nagano Happy | 09/30/2025 | Active | 22 | 26 | 4 | 100.00% | 0 | 0 | 0 | Y | | | | | \$2,600.01 |
| 157642 | Nagano Smile | 03/11/2024 | Active | 32 | 2 | 0 | 6.67% | 32 | | 0 | Y | | | 11/2025 | 90+ Days | \$3,100.02 |
| Clubs more than two years old | | | | | | | | | | | | | | | | |
| 24666 | AZUMINO | 11/11/1962 | Active | 30 | 3 | 1 | 7.14% | 27 | 1 | 1 | Y | | | 12/2025 | | \$2,653.33 |
| | Exc Award (06/30/2017) | | | | | | | | | | | | | | | |
| 24668 | CHINO | 09/03/1962 | Active | 67 | 0 | 2 | -2.90% | 62 | 31 | 0 | Y | | N | 12/2025 | | \$900.01 |
| 29890 | HAKUBA | 10/17/1974 | Active | 17 | 0 | 3 | -15.00% | 20 | 24 | 2 | Y | | | 11/2024 | | \$1,320.39 |
| | Exc Award (06/30/2016, 06/30/2017, 06/30/2018) | | | | | | | | | | | | | | | |
| 45036 | HOTAKA | 05/16/1985 | Active | 22 | 0 | 1 | -4.35% | 21 | 15 | 5 | Y | | | 07/2025 | | \$1,000.01 |
| 24692 | IIDA | 09/15/1961 | Active | 40 | 1 | 0 | 2.56% | 40 | | 4 | Y | | N | 12/2025 | | \$172.47 |
| | Exc Award (06/30/2016, 06/30/2017, 06/30/2018, 06/30/2019) | | | | | | | | | | | | | | | |
| 51810 | IIDA AKAISHI | 06/17/1991 | Active | 60 | 2 | 0 | 3.45% | 62 | | 2 | Y | | | 07/2025 | | \$5,000.00 |
| | Exc Award (06/30/2018, 06/30/2023) | | | | | | | | | | | | | | | |
| 33290 | IIDA OSAHIME | 01/31/1977 | Active | 69 | 2 | 0 | 2.99% | 67 | | 3 | Y | | | 08/2025 | | \$1,000.00 |
| | Exc Award (06/30/2018, 06/30/2019, 06/30/2021, 06/30/2023) | | | | | | | | | | | | | | | |
| 24686 | INA | 05/02/1963 | Active | 47 | 1 | 0 | 2.17% | 47 | | 0 | Y | | N | 12/2025 | | \$5,230.03 |
| | Exc Award (06/30/2016) | | | | | | | | | | | | | | | |
| 24699 | KARUIZAWA | 03/22/1972 | Active | 44 | 9 | 0 | 25.71% | 35 | | 0 | Y | | | 05/2025 | | \$5,400.05 |
| | Exc Award (06/30/2018, 06/30/2022, 06/30/2023, 06/30/2024) | | | | | | | | | | | | | | | |
| 24706 | KOMAGANE | 10/01/1963 | Active | 74 | 4 | 1 | 4.23% | 77 | 3 | 4 | Y | | N | 12/2025 | | \$7,071.00 |
| | Exc Award (06/30/2018, 06/30/2019) | | | | | | | | | | | | | | | |
| 24711 | KOMORO | 09/22/1968 | Active | 33 | 1 | 0 | 3.13% | 35 | | 5 | Y | | N | 01/2025 | | \$3,800.05 |
| 24705 | KOSHOKU | 09/13/1966 | Active | 21 | 6 | 1 | 31.25% | 20 | 1 | 0 | Y | 2 | | 12/2025 | | \$2,202.05 |
| | Exc Award (06/30/2016) | | | | | | | | | | | | | | | |
| 24712 | MARUKO | 12/14/1962 | Active | 47 | 4 | 2 | 4.44% | 47 | 19 | 1 | Y | | N | 04/2023 | | |
| | Exc Award (06/30/2017, 06/30/2018) | | | | | | | | | | | | | | | |
| 24713 | MATSUMOTO | 08/10/1962 | Active | 72 | 2 | 2 | 0.00% | 73 | 12 | 0 | Y | | | 11/2025 | | \$11,300.01 |



Club Health Assessment for District 334 E through December 2025

|  | | | Status | Membership | | | | | | Reports | | | | Finance | LCIF | |
|--|---------------------------|--------------|-------------------------------------|-------------------------|-------------------|---------------------|---------------------|-------------------------|---------------------------------------|--------------------------------|--------------------------------|---------------------------------|-------------------|--------------------------------------|-----------------|---------------|
| Club Number | Club Name | Charter Date | Times in Status Quo in Past 2 Years | Current Member Count ** | YTD Members Added | YTD Members Dropped | YTD Net Growth% *** | Member Count 1 Year Ago | Dropped Members Avg.Length of Service | Months Since Membership Update | Current Officers Reported **** | Current President Repeated Term | VP Reported ***** | Last Date Reported Service (mm/yyyy) | Account Balance | YTD Donations |
| Exc Award (06/30/2016, 06/30/2017) | | | Active | 52 | 3 | 0 | 6.12% | 50 | | 2 | Y | | N | 10/2025 | | \$3,869.50 |
| 24715 | MATSUMOTO ALPS | 03/18/1965 | | | | | | | | | | | | | | |
| Exc Award (06/30/2017, 06/30/2018, 06/30/2020) | | | Active | 37 | 1 | 4 | -7.50% | 43 | 10 | 3 | Y | | | 11/2025 | | \$1,200.01 |
| 24714 | MATSUMOTO CHUO | 06/10/1969 | | | | | | | | | | | | | | |
| Exc Award (06/30/2016, 06/30/2021, 06/30/2022) | | | Active | 44 | 5 | 0 | 12.82% | 42 | | 2 | Y | | | 12/2025 | | \$5,700.02 |
| 24716 | MATSUMOTO FUKASHI | 02/15/1964 | | | | | | | | | | | | | | |
| Exc Award (06/30/2023) | | | Active | 13 | 0 | 0 | 0.00% | 13 | | 11 | Y | | | 07/2025 | | \$744.72 |
| 30620 | MOCHIZUKI | 04/14/1975 | | | | | | | | | | | | | | |
| Exc Award (06/30/2016, 06/30/2018) | | | Active | 69 | 10 | 3 | 11.29% | 68 | 18 | 0 | Y | | N | 12/2025 | | \$13,600.03 |
| 24724 | NAGANO | 03/22/1962 | | | | | | | | | | | | | | |
| Exc Award (06/30/2016) | | | Active | 31 | 0 | 4 | -11.43% | 41 | 23 | 3 | Y | | | 05/2025 | | |
| 33068 | NAGANO CHIKUMA | 11/22/1976 | | | | | | | | | | | | | | |
| Exc Award (06/30/2016) | | | Active | 87 | 20 | 3 | 24.29% | 74 | 38 | 0 | Y | | N | 11/2025 | | \$19,126.58 |
| 24725 | NAGANO CHUO | 04/22/1965 | | | | | | | | | | | | | | |
| 122503 | Nagano Green City | 06/16/2014 | Active | 64 | 1 | 1 | 0.00% | 67 | 10 | 0 | Y | | | 12/2025 | | \$16,082.04 |
| Exc Award (06/30/2016, 06/30/2017, 06/30/2018, 06/30/2021, 06/30/2023) | | | Active | 35 | 5 | 4 | 2.94% | 33 | 23 | 0 | Y | | | 09/2025 | | \$2,713.39 |
| 24726 | NAGANO MATSUSHIRO | 11/23/1966 | | | | | | | | | | | | | | |
| Exc Award (06/30/2017, 06/30/2024) | | | Active | 144 | 37 | 3 | 30.91% | 112 | 2 | 0 | Y | | N | 12/2025 | | \$48,500.16 |
| 37651 | NAGANO MISUZU | 10/30/1979 | | | | | | | | | | | | | | |
| Exc Award (06/30/2017, 06/30/2018, 06/30/2024) | | | Active | 38 | 0 | 1 | -2.56% | 40 | 5 | 2 | Y | | N | 11/2025 | | \$15,166.75 |
| 43575 | NAGANO RINDO | 02/02/1984 | | | | | | | | | | | | | | |
| Exc Award (06/30/2018, 06/30/2021, 06/30/2022, 06/30/2023, 06/30/2024) | | | Active | 47 | 0 | 0 | 0.00% | 47 | | 2 | Y | | N | 12/2025 | | \$5,400.08 |
| 24727 | NAGANO SHINONOI | 07/29/1967 | | | | | | | | | | | | | | |
| Exc Award (06/30/2016, 06/30/2018) | | | Active | 64 | 2 | 1 | 1.59% | 65 | 11 | 0 | Y | | N | 11/2025 | | \$3,819.41 |
| 29165 | NAGANO SHIRAKABA | 04/09/1974 | | | | | | | | | | | | | | |
| Exc Award (06/30/2021, 06/30/2023) | | | Active | 21 | 0 | 0 | 0.00% | 21 | | 4 | Y | | | 10/2024 | | \$1,099.93 |
| 24800 | NAGANO YAMANOUCI YUKEMURI | 06/16/1965 | | | | | | | | | | | | | | |
| 24746 | NAKANO | 10/10/1963 | Active | 29 | 0 | 1 | -3.33% | 30 | 9 | 0 | Y | | N | 10/2025 | | |
| Exc Award (06/30/2016) | | | Active | 10 | 1 | 1 | 0.00% | 8 | 20 | 4 | Y | | N | 12/2025 | | \$400.01 |
| 24752 | OBUSE | 03/29/1973 | | | | | | | | | | | | | | |




Club Health Assessment for District 334 E through December 2025

| | | | Status | Membership | | | | | | Reports | | | | Finance | LCIF | | |
|--|-------------------|--------------|-------------------------------------|-------------------------|-------------------|---------------------|---------------------|-------------------------|---------------------------------------|--------------------------------|--------------------------------|---------------------------------|-------------------|--------------------------------------|-----------------|---------------|------------|
| Club Number | Club Name | Charter Date | Times in Status Quo in Past 2 Years | Current Member Count ** | YTD Members Added | YTD Members Dropped | YTD Net Growth% *** | Member Count 1 Year Ago | Dropped Members Avg.Length of Service | Months Since Membership Update | Current Officers Reported **** | Current President Repeated Term | VP Reported ***** | Last Date Reported Service (mm/yyyy) | Account Balance | YTD Donations | |
| Exc Award (06/30/2016) | | | Active | 127 | 5 | 3 | 1.60% | 117 | 4 | 0 | Y | | N | 12/2025 | | \$15,296.10 | |
| 24754 | OKAYA | 06/28/1962 | | | | | | | | | | | | | | | |
| Exc Award (06/30/2020, 06/30/2022, 06/30/2023, 06/30/2025) | | | | | | | | | | | | | | | | | |
| 24756 | OMACHI | 01/17/1964 | | Active | 16 | 0 | 1 | -5.88% | 17 | 1 | 1 | Y | | | 10/2025 | | \$504.35 |
| 34911 | SAKAKI | 12/27/1977 | Active | 23 | 0 | 0 | 0.00% | 19 | | 8 | Y | | R | 12/2025 | | | |
| 24762 | SAKU | 06/16/1965 | Active | 91 | 3 | 1 | 2.25% | 92 | 9 | 1 | N | | | 12/2025 | | \$9,036.45 | |
| Exc Award (06/30/2016, 06/30/2018, 06/30/2020, 06/30/2023, 06/30/2024) | | | Active | 38 | 2 | 0 | 5.56% | 39 | | 4 | Y | | N | 04/2025 | | \$2,500.00 | |
| 24773 | SHIMOSUWA | 09/10/1973 | | | | | | | | | | | | | | | |
| Exc Award (06/30/2017, 06/30/2019) | | | | | | | | | | | | | | | | | |
| 38530 | SHIOJIRI KIKYO | 05/05/1980 | | Active | 50 | 4 | 4 | 0.00% | 50 | 40 | 0 | N | None | | 12/2025 | | \$5,427.48 |
| Exc Award (06/30/2017, 06/30/2018, 06/30/2022) | | | Active | 121 | 13 | 1 | 11.01% | 116 | 14 | 2 | Y | | N | 12/2025 | | \$2,638.79 | |
| 24779 | SUWAKO | 01/20/1960 | | | | | | | | | | | | | | | |
| 24780 | SUZAKA | 06/20/1963 | | Active | 11 | 0 | 1 | -8.33% | 11 | 27 | 3 | Y | | | 09/2024 | | |
| Exc Award (06/30/2016) | | | | | | | | | | | | | | | | | |
| 37302 | TAKASE L C | 06/12/1979 | Active | 23 | 0 | 1 | -4.17% | 24 | 7 | 4 | Y | | | 12/2025 | | \$1,500.04 | |
| Exc Award (06/30/2017) | | | Active | 26 | 1 | 0 | 4.00% | 26 | | 1 | Y | | | 12/2025 | | \$1,500.01 | |
| 24782 | TATSUNO | 12/26/1973 | | | | | | | | | | | | | | | |
| Exc Award (06/30/2016) | | | | | | | | | | | | | | | | | |
| 40832 | TOGURA KAMIYAMADA | 01/27/1982 | | Active | 34 | 8 | 5 | 9.68% | 34 | 13 | 0 | Y | | | 09/2025 | | \$3,902.48 |
| Exc Award (06/30/2016, 06/30/2017) | | | Active | 40 | 1 | 1 | 0.00% | 40 | 13 | 0 | Y | | N | 12/2025 | | \$5,300.03 | |
| 28205 | TOMI | 03/25/1974 | | | | | | | | | | | | | | | |
| Exc Award (06/30/2016, 06/30/2017, 06/30/2018, 06/30/2019, 06/30/2023, 06/30/2025) | | | | | | | | | | | | | | | | | |
| 24797 | UEDA | 02/16/1964 | | Active | 11 | 1 | 8 | -38.89% | 20 | 9 | 1 | Y | 3 | | 12/2023 | | |
| Exc Award (06/30/2016, 06/30/2018) | | | Active | 67 | 3 | 3 | 0.00% | 73 | 20 | 1 | Y | | | 12/2024 | | \$4,800.08 | |
| 32034 | UEDA JONAN | 04/06/1976 | | | | | | | | | | | | | | | |
| Exc Award (06/30/2016, 06/30/2017, 06/30/2018) | | | | | | | | | | | | | | | | | |
| 30527 | USUDA | 04/08/1975 | | Active | 24 | 2 | 0 | 9.09% | 22 | | 2 | Y | 3 | | 10/2025 | | \$2,500.01 |



Club Health Assessment for District 334 E through December 2025

| <div>Club NumberClub NameCharter Date</div> | | | | | | Status | | Membership | | | | | Reports | | | | Finance | | LCIF |
|---|---------------------|---------------------------|-------------------|-----------------------------|---------|-------------------------------------|-------------------------|----------------------------|-------------------------------|--------------------------------------|----------------------------------|---------------------------------------|--------------------------------|--|---------------------------------|----------------------------|--------------------------------------|--|---------------|
| | | | | | | Times in Status Quo in Past 2 Years | Current Member Count ** | YTD Members Added | YTD Members Dropped | YTD Net Growth*** | Member Count 1 Year Ago | Dropped Members Avg.Length of Service | Months Since Membership Update | Current Officers Reported **** | Current President Repeated Term | VP Reported ***** | Last Date Reported Service (mm/yyyy) | Account Balance | YTD Donations |
| Current Total Clubs Count | YTD New Clubs Count | YTD Cancelled Clubs Count | YTD Net Club Gain | Current Total Members Count | YTD Add | YTD Drop | YTD Net Growth | Member Count 12 Months Ago | Average Member Count Per Club | % of Clubs with less than 20 members | % No Officer Report in 12 Months | % of Clubs with balance 90+ days | Number of Clubs in Status Quo | % Status Quo Clubs in Financial Suspension | Number of Cancelled Clubs | Average Cancelled Club Age | Members Lost Due to Cancellation | % of Clubs Cancelled for Non-Financial Reasons | |
| 47 | 1 | 0 | 1 | 2,184 | 191 | 72 | 119 | 5.76% | 2,119 | 46 | 13% | 0% | 2% | 0 | 0% | 0 | 0 | 0 | 0% |

* - P - Priority Club. Cancellation Reasons: 1-Objectives/conduct, 2-Non-active club, 5-Non-existing club, 6-Disbanding, 7-Merger, 8-Financial Suspension, 9-District/Multiple District Dues.

** Red denotes below 15 active members.

*** Red denotes 20% + loss.

**** Y - all 3 (President, Secretary, Treasurer) club officers reported, N - not all 3 reported.

***** Abbreviation: N-New, IP-Immediate Past, R-Repeat.



Club Health Assessment for District 335 A through December 2025

| | | | Status | Membership | | | | | | Reports | | | | Finance | LCIF | |
|-------------------------------|--|--------------|-------------------------------------|-------------------------|-------------------|---------------------|---------------------|-------------------------|---------------------------------------|--------------------------------|--------------------------------|---------------------------------|-------------------|--------------------------------------|-----------------|---------------|
| Club Number | Club Name | Charter Date | Times in Status Quo in Past 2 Years | Current Member Count ** | YTD Members Added | YTD Members Dropped | YTD Net Growth% *** | Member Count 1 Year Ago | Dropped Members Avg.Length of Service | Months Since Membership Update | Current Officers Reported **** | Current President Repeated Term | VP Reported ***** | Last Date Reported Service (mm/yyyy) | Account Balance | YTD Donations |
| Clubs less than two years old | | | | | | | | | | | | | | | | |
| 179875 | Kobe Hikari | 01/15/2025 | Active | 28 | 1 | 1 | 0.00% | 0 | 5 | 0 | Y | 2 | | 12/2025 | | \$1,000.00 |
| Clubs more than two years old | | | | | | | | | | | | | | | | |
| 24276 | AKASHI Exc Award (06/30/2025) | 03/06/1962 | Active | 49 | 2 | 2 | 0.00% | 45 | 16 | 0 | Y | | N | 12/2025 | | \$3,673.63 |
| 24278 | AKASHI CENTRAL Exc Award (06/30/2018) | 02/07/1971 | Active | 8 | 0 | 0 | 0.00% | 10 | | 7 | N | None | | 03/2024 | | \$160.85 |
| 24274 | AKASHI FUTAMI | 02/11/1971 | Active | 3 | 0 | 0 | 0.00% | 3 | | 23 | Y | 2 | | 11/2023 | | |
| 24277 | AKASHI KITA | 11/26/1973 | Active | 6 | 0 | 0 | 0.00% | 7 | | 7 | Y | 15 | | 10/2025 | | \$606.52 |
| 30988 | AKASHI NISHI Exc Award (06/30/2016, 06/30/2017, 06/30/2018) | 06/23/1975 | Active | 28 | 0 | 0 | 0.00% | 34 | | 6 | N | | | 11/2023 | | \$5,000.00 |
| 33493 | AKASHI UOZUMI Exc Award (06/30/2017) | 03/01/1977 | Active | 14 | 0 | 0 | 0.00% | 15 | | 6 | N | None | | 09/2023 | | |
| 24284 | AMAGASAKI Exc Award (06/30/2023) | 09/12/1957 | Active | 25 | 1 | 0 | 4.17% | 24 | | 1 | Y | | | 12/2025 | | |
| 24286 | AMAGASAKI KOTONOURA Exc Award (06/30/2020, 06/30/2023) | 02/11/1970 | Active | 12 | 0 | 0 | 0.00% | 12 | | 6 | Y | | | 12/2025 | | \$676.66 |
| 38108 | AMAGASAKI MUKO Exc Award (06/30/2018) | 02/22/1980 | Active | 36 | 4 | 1 | 9.09% | 29 | 44 | 0 | Y | | | 09/2025 | | \$3,030.13 |
| 102154 | AMAGASAKI SONODA Exc Award (06/30/2017, 06/30/2022, 06/30/2023) | 05/21/2008 | Active | 55 | 5 | 5 | 0.00% | 56 | 5 | 0 | Y | | N | 10/2023 | | \$148.36 |
| 24281 | AMAGASAKI SOUTH Exc Award (06/30/2017, 06/30/2022, 06/30/2023) | 04/16/1966 | Active | 28 | 3 | 0 | 12.00% | 25 | | 5 | Y | | | 12/2025 | | \$2,834.66 |
| 24289 | ASHIYA | 01/15/1958 | Active | 33 | 2 | 0 | 6.45% | 32 | | 3 | Y | | N | 05/2025 | | \$6,404.46 |
| 61504 | ASHIYA HARMONY Exc Award (06/30/2016, 06/30/2018, 06/30/2022) | 02/05/1999 | Active | 20 | 1 | 0 | 5.26% | 20 | | 4 | Y | | N | 05/2025 | | \$3,152.76 |
| 24290 | ASHIYA HIGASHI Exc Award (06/30/2017, 06/30/2018, 06/30/2020) | 04/08/1966 | Active | 28 | 4 | 1 | 12.00% | 27 | 28 | 0 | Y | | | 04/2025 | | |



Club Health Assessment for District 335 A through December 2025

| | | | Status | Membership | | | | | | Reports | | | | Finance | | LCIF |
|-------------|--|--------------|-------------------------------------|-------------------------|-------------------|---------------------|---------------------|-------------------------|---------------------------------------|--------------------------------|--------------------------------|---------------------------------|-------------------|--------------------------------------|-----------------|---------------|
| Club Number | Club Name | Charter Date | Times in Status Quo in Past 2 Years | Current Member Count ** | YTD Members Added | YTD Members Dropped | YTD Net Growth% *** | Member Count 1 Year Ago | Dropped Members Avg.Length of Service | Months Since Membership Update | Current Officers Reported **** | Current President Repeated Term | VP Reported ***** | Last Date Reported Service (mm/yyyy) | Account Balance | YTD Donations |
| 24298 | HIKAMI | 03/28/1965 | Active | 22 | 3 | 1 | 10.00% | 25 | 31 | 3 | Y | | N | 05/2025 | | \$6.39 |
| | Exc Award (06/30/2017) | | | | | | | | | | | | | | | |
| 155971 | Hyogo Mirai | 09/19/2023 | Active | 20 | 3 | 0 | 17.65% | 23 | | 5 | Y | | N | 10/2024 | | \$1,000.00 |
| 24307 | INAMI | 01/08/1964 | Active | 32 | 1 | 1 | 0.00% | 35 | 4 | 0 | Y | | | 12/2025 | | \$3,128.56 |
| | Exc Award (06/30/2017, 06/30/2022) | | | | | | | | | | | | | | | |
| 24308 | ITAMI | 03/21/1960 | Active | 22 | 1 | 0 | 4.76% | 22 | | 1 | Y | | N | 11/2025 | | \$1,100.00 |
| | Exc Award (06/30/2017, 06/30/2018, 06/30/2023) | | | | | | | | | | | | | | | |
| 24311 | ITAMI INANO | 11/22/1966 | Active | 22 | 0 | 1 | -4.35% | 25 | 13 | 4 | Y | | | 10/2025 | | \$1,310.63 |
| | Exc Award (06/30/2023) | | | | | | | | | | | | | | | |
| 24312 | IZANAGI L C | 11/25/1965 | Cancelled(6*) | 0 | 0 | 5 | -100.00% | 6 | 26 | 0 | N | None | | 01/2025 | | \$371.92 |
| 24315 | JOTO | 02/23/1969 | Active | 11 | 0 | 0 | 0.00% | 11 | | 8 | Y | | N | 11/2024 | | \$6.39 |
| | Exc Award (06/30/2017) | | | | | | | | | | | | | | | |
| 24316 | KAIBARA | 03/08/1964 | Active | 22 | 1 | 0 | 4.76% | 22 | | 1 | Y | | N | 01/2025 | | \$108.59 |
| 24324 | KASUGA | 03/17/1968 | Active | 10 | 0 | 0 | 0.00% | 16 | | 6 | Y | | | 11/2024 | | \$216.15 |
| | Exc Award (06/30/2016, 06/30/2017, 06/30/2018) | | | | | | | | | | | | | | | |
| 24322 | KAWANISHI | 09/09/1958 | Active | 51 | 1 | 3 | -3.77% | 51 | 13 | 0 | Y | | N | 12/2025 | | \$20,952.78 |
| | Exc Award (06/30/2018, 06/30/2019, 06/30/2021, 06/30/2023, 06/30/2024) | | | | | | | | | | | | | | | |
| 36785 | KAWANISHI CHUO | 03/05/1979 | Active | 29 | 2 | 0 | 7.41% | 26 | | 0 | Y | | N | 11/2025 | | |
| | Exc Award (06/30/2020, 06/30/2023) | | | | | | | | | | | | | | | |
| 62593 | KOBE CENTURY | 12/21/1999 | Active | 41 | 3 | 0 | 7.89% | 45 | | 0 | Y | | N | 10/2025 | | \$1,019.53 |
| | Exc Award (06/30/2017, 06/30/2022, 06/30/2024) | | | | | | | | | | | | | | | |
| 43299 | KOBE CHUO | 12/06/1983 | Active | 18 | 0 | 0 | 0.00% | 18 | | 21 | Y | | | 12/2025 | | \$1,525.49 |
| 24332 | KOBE EAST | 11/08/1957 | Active | 27 | 5 | 1 | 17.39% | 29 | 4 | 0 | Y | | N | 07/2024 | | |
| | Exc Award (06/30/2016, 06/30/2018, 06/30/2019) | | | | | | | | | | | | | | | |
| 24330 | KOBE HOST | 02/10/1953 | Active | 97 | 3 | 7 | -3.96% | 94 | 2 | 0 | N | | N | 02/2025 | | \$25,010.32 |
| | Exc Award (06/30/2016, 06/30/2017, 06/30/2018, 06/30/2020, 06/30/2022, 06/30/2023) | | | | | | | | | | | | | | | |
| 29759 | KOBE HYOGO CITY | 08/06/1974 | Active | 16 | 1 | 1 | 0.00% | 17 | 39 | 3 | Y | | | 09/2025 | | \$839.49 |
| | Exc Award (06/30/2020, 06/30/2021) | | | | | | | | | | | | | | | |



Club Health Assessment for District 335 A through December 2025

| | | | Status | Membership | | | | | | Reports | | | | Finance | LCIF | |
|--|------------------------|--------------|-------------------------------------|-------------------------|-------------------|---------------------|---------------------|-------------------------|---------------------------------------|--------------------------------|--------------------------------|---------------------------------|-------------------|--------------------------------------|-----------------|---------------|
| Club Number | Club Name | Charter Date | Times in Status Quo in Past 2 Years | Current Member Count ** | YTD Members Added | YTD Members Dropped | YTD Net Growth% *** | Member Count 1 Year Ago | Dropped Members Avg.Length of Service | Months Since Membership Update | Current Officers Reported **** | Current President Repeated Term | VP Reported ***** | Last Date Reported Service (mm/yyyy) | Account Balance | YTD Donations |
| 24340 | KOBE IKUTA | 06/18/1965 | Active | 17 | 1 | 2 | -5.56% | 19 | 3 | 0 | Y | | | 03/2023 | 90+ Days | \$678.25 |
| Exc Award (06/30/2018, 06/30/2020) | | | | | | | | | | | | | | | | |
| 116723 | KOBE KITANO | 05/01/2012 | Active | 23 | 1 | 0 | 4.55% | 22 | | 2 | N | None | | 10/2025 | | |
| 24337 | KOBE KONAN | 02/21/1964 | Active | 42 | 1 | 1 | 0.00% | 39 | 24 | 0 | Y | | N | 10/2023 | | \$5,000.37 |
| Exc Award (06/30/2017, 06/30/2018, 06/30/2023, 06/30/2024) | | | | | | | | | | | | | | | | |
| 24326 | KOBE MINATO | 11/26/1968 | Active | 25 | 0 | 1 | -3.85% | 32 | 10 | 0 | Y | | N | 10/2024 | | \$1,091.16 |
| Exc Award (06/30/2018, 06/30/2019, 06/30/2020) | | | | | | | | | | | | | | | | |
| 24329 | KOBE NADA | 02/26/1965 | Active | 20 | 0 | 0 | 0.00% | 18 | | 6 | N | | R | 04/2025 | | \$89.43 |
| Exc Award (06/30/2018) | | | | | | | | | | | | | | | | |
| 35313 | KOBE NAGATA | 04/24/1978 | Active | 17 | 2 | 0 | 13.33% | 16 | | 4 | Y | | N | 12/2025 | | \$70.27 |
| 58020 | KOBE NOJIGIKU muse | 03/21/1996 | Active | 28 | 0 | 7 | -20.00% | 32 | 2 | 0 | N | | | 09/2024 | | |
| Exc Award (06/30/2016, 06/30/2018, 06/30/2023) | | | | | | | | | | | | | | | | |
| 24333 | KOBE ROKKO PORT | 10/02/1962 | Active | 13 | 0 | 1 | -7.14% | 14 | 46 | 3 | Y | | N | 05/2025 | | \$1,000.01 |
| 24334 | KOBE SANNOMIYA | 12/08/1960 | Active | 12 | 0 | 0 | 0.00% | 11 | | 6 | Y | | N | 12/2025 | | \$122.23 |
| 24336 | KOBE SUMA | 08/03/1963 | Active | 37 | 0 | 3 | -7.50% | 41 | 5 | 0 | Y | | | 10/2025 | | \$2,126.08 |
| Exc Award (06/30/2016, 06/30/2019) | | | | | | | | | | | | | | | | |
| 24335 | KOBE WEST | 09/11/1958 | Active | 31 | 0 | 2 | -6.06% | 35 | 3 | 0 | Y | | | 03/2025 | | \$15,345.51 |
| Exc Award (06/30/2016, 06/30/2017) | | | | | | | | | | | | | | | | |
| 24341 | KONDA | 06/29/1973 | Active | 20 | 0 | 1 | -4.76% | 20 | 1 | 3 | Y | | N | 01/2021 | | \$306.58 |
| 24343 | MIHARA | 11/05/1973 | Active | 34 | 4 | 2 | 6.25% | 34 | 3 | 4 | Y | | | 06/2025 | | \$2,803.50 |
| Exc Award (06/30/2018, 06/30/2019, 06/30/2024) | | | | | | | | | | | | | | | | |
| 24352 | NISHIKI | 06/29/1973 | Active | 13 | 0 | 1 | -7.14% | 12 | 30 | 3 | N | 2 | | 06/2022 | | \$102.20 |
| 24354 | NISHINOMIYA EBISU | 03/08/1970 | Active | 52 | 4 | 0 | 8.33% | 41 | | 4 | Y | | N | 09/2025 | | \$2,021.41 |
| Exc Award (06/30/2017, 06/30/2018, 06/30/2020, 06/30/2022, 06/30/2025) | | | | | | | | | | | | | | | | |
| 24353 | NISHINOMIYA KABUTOYAMA | 12/10/1973 | Active | 20 | 3 | 1 | 11.11% | 20 | 48 | 1 | Y | | N | 12/2025 | | \$140.53 |
| Exc Award (06/30/2017, 06/30/2018, 06/30/2020) | | | | | | | | | | | | | | | | |
| 24351 | NISHINOMIYA KOSHIEIN | 03/19/1966 | Active | 44 | 24 | 0 | 120.00% | 20 | | 0 | Y | | N | 08/2025 | | \$83.04 |
| Exc Award (06/30/2016, 06/30/2017, 06/30/2018, 06/30/2020, 06/30/2022) | | | | | | | | | | | | | | | | |



Club Health Assessment for District 335 A through December 2025

| | | | Status | Membership | | | | | | Reports | | | | Finance | LCIF | |
|-------------|--|--------------|-------------------------------------|-------------------------|-------------------|---------------------|---------------------|-------------------------|---------------------------------------|--------------------------------|--------------------------------|---------------------------------|-------------------|--------------------------------------|-----------------|---------------|
| Club Number | Club Name | Charter Date | Times in Status Quo in Past 2 Years | Current Member Count ** | YTD Members Added | YTD Members Dropped | YTD Net Growth% *** | Member Count 1 Year Ago | Dropped Members Avg.Length of Service | Months Since Membership Update | Current Officers Reported **** | Current President Repeated Term | VP Reported ***** | Last Date Reported Service (mm/yyyy) | Account Balance | YTD Donations |
| 24349 | NISHINOMIYA SAKURA | 12/07/1960 | Active | 6 | 0 | 0 | 0.00% | 6 | | 17 | Y | | | 11/2022 | | |
| 65053 | NISHINOMIYA WHITE | 03/01/2002 | Active | 27 | 2 | 2 | 0.00% | 27 | 12 | 0 | Y | | N | 12/2025 | | \$89.43 |
| | Exc Award (06/30/2016, 06/30/2019, 06/30/2020, 06/30/2022, 06/30/2025) | | | | | | | | | | | | | | | |
| 24361 | SANDA | 07/09/1963 | Active | 27 | 2 | 1 | 3.85% | 25 | 23 | 0 | Y | | N | 11/2025 | | \$4,361.78 |
| | Exc Award (06/30/2017) | | | | | | | | | | | | | | | |
| 24362 | SANNAN | 10/30/1966 | Active | 11 | 1 | 1 | 0.00% | 12 | 3 | 4 | Y | | | 10/2023 | | \$70.27 |
| 24363 | SASAYAMA | 07/03/1966 | Active | 25 | 1 | 0 | 4.17% | 24 | | 2 | N | None | | 06/2022 | | \$1,144.37 |
| | Exc Award (06/30/2017, 06/30/2018, 06/30/2022) | | | | | | | | | | | | | | | |
| 24365 | SUMOTO | 12/06/1960 | Active | 48 | 1 | 3 | -4.00% | 48 | 34 | 0 | Y | | N | 12/2025 | | \$666.26 |
| | Exc Award (06/30/2016, 06/30/2017, 06/30/2023, 06/30/2025) | | | | | | | | | | | | | | | |
| 24366 | SUMOTO ONOKORO | 05/29/1964 | Active | 35 | 1 | 0 | 2.94% | 34 | | 5 | Y | | N | 12/2025 | | \$223.58 |
| | Exc Award (06/30/2016, 06/30/2018, 06/30/2022, 06/30/2023, 06/30/2024) | | | | | | | | | | | | | | | |
| 24367 | TAKARAZUKA | 04/06/1961 | Active | 32 | 0 | 0 | 0.00% | 33 | | 2 | Y | | N | 12/2025 | | \$4,071.19 |
| 24369 | TAKARAZUKA GREEN | 06/29/1971 | Active | 27 | 1 | 2 | -3.57% | 28 | 30 | 0 | Y | | N | 04/2025 | | |
| | Exc Award (06/30/2017) | | | | | | | | | | | | | | | |
| 24370 | TAKI | 05/23/1972 | Active | 29 | 1 | 1 | 0.00% | 28 | 2 | 0 | Y | 2 | N | 03/2025 | | \$76.65 |
| | Exc Award (06/30/2016, 06/30/2017, 06/30/2018, 06/30/2019) | | | | | | | | | | | | | | | |
| 24359 | TANNAN | 03/29/1970 | Active | 14 | 3 | 0 | 27.27% | 11 | | 0 | Y | | N | 11/2021 | | \$364.10 |
| | Exc Award (06/30/2018) | | | | | | | | | | | | | | | |
| 34575 | TSUNA | 10/24/1977 | Active | 30 | 0 | 1 | -3.23% | 28 | 9 | 2 | Y | | N | 12/2025 | | \$5,121.78 |

Clubs Cancelled Previous Fiscal Year – Clubs Cancelled within last 12 months may be reinstated

| Club Number | Club Name | Charter Date | Current Status* | Cancellation Date |
|-------------|-------------------------|--------------|-----------------|-------------------|
| 31381 | KOBE FUKIAI | 11/10/1975 | Cancelled(6*) | 06/29/2025 |
| 44692 | KOBE HIGASHINADA MARINE | 02/11/1985 | Cancelled(6*) | 06/29/2025 |



Club Health Assessment for District 335 A through December 2025

INTERNATIONAL

| | | | | | | Status | | Membership | | | | | Reports | | | | Finance | | LCIF |
|---------------------------|---------------------|---------------------------|-------------------|-----------------------------|---------|-------------------------------------|-------------------------|----------------------------|-------------------------------|--------------------------------------|----------------------------------|---------------------------------------|--------------------------------|--|---------------------------------|----------------------------|--------------------------------------|--|---------------|
| | | | | | | Times in Status Quo in Past 2 Years | Current Member Count ** | YTD Members Added | YTD Members Dropped | YTD Net Growth*** | Member Count 1 Year Ago | Dropped Members Avg.Length of Service | Months Since Membership Update | Current Officers Reported **** | Current President Repeated Term | VP Reported ***** | Last Date Reported Service (mm/yyyy) | Account Balance | YTD Donations |
| Club Number | Club Name | | Charter Date | | | | | | | | | | | | | | | | |
| Current Total Clubs Count | YTD New Clubs Count | YTD Cancelled Clubs Count | YTD Net Club Gain | Current Total Members Count | YTD Add | YTD Drop | YTD Net Growth | Member Count 12 Months Ago | Average Member Count Per Club | % of Clubs with less than 20 members | % No Officer Report in 12 Months | % of Clubs with balance 90+ days | Number of Clubs in Status Quo | % Status Quo Clubs in Financial Suspension | Number of Cancelled Clubs | Average Cancelled Club Age | Members Lost Due to Cancellation | % of Clubs Cancelled for Non-Financial Reasons | |
| 59 | 0 | 1 | -1 | 1,572 | 100 | 63 | 37 | 2.41% | 1,534 | 27 | 29% | 0% | 2% | 0 | 0% | 1 | 150 | 5 | 100% |

* - P - Priority Club. Cancellation Reasons: 1-Objectives/conduct, 2-Non-active club, 5-Non-existing club, 6-Disbanding, 7-Merger, 8-Financial Suspension, 9-District/Multiple District Dues.

** Red denotes below 15 active members.

*** Red denotes 20% + loss.

**** Y - all 3 (President, Secretary, Treasurer) club officers reported, N - not all 3 reported.

***** Abbreviation: N-New, IP-Immediate Past, R-Repeat.



Club Health Assessment for District 335 B through December 2025

| | | | Status | Membership | | | | | | Reports | | | | Finance | LCIF | |
|-------------------------------|--------------------------|--------------|-------------------------------------|-------------------------|-------------------|---------------------|---------------------|-------------------------|---------------------------------------|--------------------------------|--------------------------------|---------------------------------|-------------------|--------------------------------------|-----------------|---------------|
| Club Number | Club Name | Charter Date | Times in Status Quo in Past 2 Years | Current Member Count ** | YTD Members Added | YTD Members Dropped | YTD Net Growth% *** | Member Count 1 Year Ago | Dropped Members Avg.Length of Service | Months Since Membership Update | Current Officers Reported **** | Current President Repeated Term | VP Reported ***** | Last Date Reported Service (mm/yyyy) | Account Balance | YTD Donations |
| Clubs less than two years old | | | | | | | | | | | | | | | | |
| 158063 | Hirakata Hikoboshi | 06/07/2024 | Active | 43 | 4 | 0 | 10.26% | 41 | | 2 | Y | 3 | N | 09/2025 | | \$2,078.15 |
| 171318 | Kishu Aoi | 05/24/2024 | Active | 67 | 1 | 1 | 0.00% | 77 | 16 | 0 | Y | | N | 12/2025 | | \$5,222.94 |
| 171317 | Osaka Chuo | 05/24/2024 | Active | 68 | 1 | 1 | 0.00% | 66 | 1 | 0 | Y | | N | 02/2025 | | \$7,444.53 |
| 173557 | OSAKA SAMURAI | 07/22/2024 | Active | 22 | 8 | 1 | 46.67% | 18 | 1 | 0 | Y | 2 | R | 10/2025 | | \$26.90 |
| 157800 | Osaka United Pride | 03/29/2024 | Active | 37 | 6 | 1 | 15.63% | 24 | 2 | 0 | Y | | N | 11/2025 | 90+ Days | \$2,394.14 |
| Clubs more than two years old | | | | | | | | | | | | | | | | |
| 23732 | ARIDA | 03/07/1962 | Active | 73 | 3 | 2 | 1.39% | 75 | 28 | 0 | Y | | | 12/2025 | | \$5,866.09 |
| Exc Award (06/30/2018) | | | | | | | | | | | | | | | | |
| 23733 | DAITO | 12/01/1968 | Active | 22 | 3 | 0 | 15.79% | 19 | | 2 | Y | | N | 03/2023 | | \$3,200.00 |
| 23734 | FUJIIIDERA | 06/09/1968 | Active | 64 | 1 | 1 | 0.00% | 57 | 2 | 2 | Y | | N | 12/2025 | 90+ Days | \$22,835.54 |
| 23738 | GOBO | 06/18/1966 | Active | 38 | 2 | 3 | -2.56% | 39 | 6 | 0 | Y | | R | 12/2025 | | \$18.75 |
| 37652 | GOBO CHUO | 10/31/1979 | Active | 55 | 0 | 0 | 0.00% | 57 | | 4 | Y | | N | 12/2025 | | \$1,349.44 |
| 23739 | HABIKINO | 11/08/1964 | Active | 50 | 0 | 0 | 0.00% | 50 | | 4 | Y | | | 10/2025 | | \$58.10 |
| 23740 | HASHIMOTO | 06/21/1966 | Active | 23 | 1 | 3 | -8.00% | 25 | 14 | 0 | Y | | N | 12/2025 | | \$56.57 |
| 23743 | HIGASHI OSAKA | 09/01/1959 | Active | 40 | 9 | 1 | 25.00% | 34 | 38 | 1 | Y | | N | 01/2025 | | \$6,513.75 |
| 23735 | HIGASHI OSAKA FUSE | 02/01/1960 | Active | 32 | 6 | 0 | 23.08% | 27 | | 3 | Y | | N | 12/2025 | | \$1,309.38 |
| 23737 | HIGASHI OSAKA KIKUSUI | 02/11/1968 | Active | 23 | 2 | 2 | 0.00% | 25 | 7 | 0 | Y | | | 12/2025 | | \$2,989.74 |
| 105232 | HIGASHIOSAKA DAITONAWATE | 04/10/2009 | Active | 45 | 2 | 1 | 2.27% | 48 | 1 | 5 | Y | | N | 09/2025 | | \$5,537.58 |
| 39385 | HIGASHIOSAKA HIGASHI | 01/31/1981 | Active | 23 | 5 | 1 | 21.05% | 22 | 45 | 3 | Y | 2 | | 06/2025 | | \$5,457.33 |
| 78928 | HIGASHIOSAKA KUSUNOKI | 04/30/2004 | Active | 49 | 1 | 1 | 0.00% | 50 | 2 | 1 | Y | | N | 12/2025 | | \$2,000.01 |
| Exc Award (06/30/2024) | | | | | | | | | | | | | | | | |
| 23742 | HIRAKATA | 06/15/1958 | Active | 75 | 1 | 40 | -34.21% | 115 | 10 | 0 | N | | N | 07/2025 | | \$8,147.95 |
| 28159 | HIRAKATA CHUO | 03/12/1974 | Active | 20 | 0 | 5 | -20.00% | 26 | 11 | 0 | Y | 2 | | 05/2025 | | \$200.00 |
| 43693 | HIRAKATA ROSE | 03/26/1984 | Active | 90 | 3 | 6 | -3.23% | 98 | 11 | 0 | Y | | N | 11/2025 | | \$12,045.59 |
| 126047 | Hirakata Senior | 10/27/2015 | Active | 27 | 0 | 2 | -6.90% | 29 | 5 | 0 | Y | | | 11/2025 | | \$466.05 |
| 150910 | Hokusetsu Mirai | 05/24/2022 | Active | 23 | 1 | 1 | 0.00% | 24 | 3 | 1 | Y | | N | 12/2024 | | \$64.64 |



Club Health Assessment for District 335 B through December 2025

| | | | Status | Membership | | | | | | Reports | | | | Finance | LCIF | |
|------------------------------------|-------------------|--------------|-------------------------------------|-------------------------|-------------------|---------------------|---------------------|-------------------------|---------------------------------------|--------------------------------|--------------------------------|---------------------------------|-------------------|--------------------------------------|-----------------|---------------|
| Club Number | Club Name | Charter Date | Times in Status Quo in Past 2 Years | Current Member Count ** | YTD Members Added | YTD Members Dropped | YTD Net Growth% *** | Member Count 1 Year Ago | Dropped Members Avg.Length of Service | Months Since Membership Update | Current Officers Reported **** | Current President Repeated Term | VP Reported ***** | Last Date Reported Service (mm/yyyy) | Account Balance | YTD Donations |
| 75993 | HOKUSETSU ROSE | 06/30/2003 | Active | 17 | 1 | 0 | 6.25% | 16 | | 2 | Y | | N | 09/2025 | 90+ Days | \$1,800.00 |
| 23744 | IBARAKI | 10/07/1961 | Active | 128 | 3 | 0 | 2.40% | 127 | | 0 | Y | | | 12/2025 | | \$7,170.64 |
| 61561 | IBARAKI HARMONY | 02/26/1999 | Active | 26 | 2 | 0 | 8.33% | 23 | | 5 | Y | 2 | R | 02/2025 | | \$149.29 |
| Exc Award (06/30/2017, 06/30/2018) | | | | | | | | | | | | | | | | |
| 40581 | IBARAKI OAK | 11/02/1981 | Active | 57 | 2 | 1 | 1.79% | 56 | 34 | 1 | Y | | N | 05/2025 | | \$3,396.84 |
| 50681 | IBARAKI ROSE | 06/07/1990 | Active | 40 | 0 | 0 | 0.00% | 40 | | 6 | Y | | N | 06/2025 | | \$4,570.73 |
| 23745 | IKEDA | 11/04/1959 | Active | 50 | 0 | 0 | 0.00% | 50 | | 4 | Y | | N | 09/2024 | | \$80.41 |
| Exc Award (06/30/2025) | | | | | | | | | | | | | | | | |
| 23746 | ITO KOYASAN L C | 10/23/1962 | Active | 15 | 1 | 2 | -6.25% | 16 | 10 | 3 | Y | | R | 06/2025 | | \$795.59 |
| 37897 | IZUMI CHUO | 12/26/1979 | Active | 47 | 2 | 1 | 2.17% | 45 | 19 | 0 | Y | | N | 12/2025 | | \$7,403.85 |
| 23748 | IZUMI OTSU | 02/14/1961 | Active | 100 | 2 | 5 | -2.91% | 98 | 8 | 0 | Y | | N | 12/2025 | \$7,478.34 | |
| 78926 | IZUMI SOLEIL | 04/30/2004 | Active | 63 | 2 | 1 | 1.61% | 58 | 10 | 0 | Y | | N | 11/2025 | | |
| 23747 | IZUMIOSAKA | 11/12/1963 | Active | 30 | 0 | 4 | -11.76% | 37 | 2 | 0 | N | 2 | | 04/2023 | | |
| 23750 | IZUMISANO CHUO | 03/23/1969 | Active | 62 | 4 | 1 | 5.08% | 57 | 0 | 0 | Y | | | 12/2025 | \$8,083.80 | |
| 23753 | KAIZUKA | 03/31/1963 | Active | 37 | 1 | 0 | 2.78% | 37 | | 4 | Y | | N | 05/2025 | \$2,325.55 | |
| 23756 | KASHIWARA | 05/08/1963 | Active | 92 | 2 | 3 | -1.08% | 93 | 5 | 0 | Y | | N | 12/2025 | \$29,099.13 | |
| 150914 | Katano Orihime | 05/25/2022 | Active | 41 | 2 | 2 | 0.00% | 41 | 3 | 0 | Y | | N | 10/2025 | \$5,089.25 | |
| 23758 | KATSUURA | 05/07/1962 | Active | 35 | 1 | 2 | -2.78% | 37 | 11 | 0 | Y | | N | 12/2025 | \$2,079.37 | |
| Exc Award (06/30/2025) | | | | | | | | | | | | | | | | |
| 23754 | KAWACHINAGANO | 04/01/1965 | Active | 36 | 3 | 1 | 5.88% | 27 | 5 | 2 | Y | | R | 08/2025 | \$3,457.48 | |
| 23832 | KII TANABE | 01/31/1959 | Active | 80 | 1 | 2 | -1.23% | 75 | 5 | 0 | Y | | N | 12/2025 | \$10,043.42 | |
| 23760 | KISHIWADA | 10/27/1960 | Active | 47 | 1 | 2 | -2.08% | 46 | 21 | 0 | Y | | N | 12/2025 | \$6,928.87 | |
| 23759 | KISHIWADA CHIKIRI | 01/28/1974 | Active | 62 | 3 | 3 | 0.00% | 59 | 18 | 0 | Y | | | 11/2025 | \$8,568.60 | |
| 23761 | KISHIWADA CHUO | 03/21/1964 | Active | 40 | 0 | 1 | -2.44% | 40 | 8 | 4 | Y | | N | 04/2025 | \$7,723.02 | |
| Exc Award (06/30/2024) | | | | | | | | | | | | | | | | |
| 67460 | KISHIWADA COSMOS | 03/24/2003 | Active | 55 | 1 | 0 | 1.85% | 53 | | 1 | Y | | R | 12/2025 | \$10,203.35 | |
| 61392 | KISHIWADA UNITY | 12/22/1998 | Active | 15 | 0 | 1 | -6.25% | 16 | 3 | 0 | N | 4 | | 04/2017 | | |
| 153447 | Kitaosaka Mirai | 01/06/2023 | Active | 38 | 1 | 1 | 0.00% | 36 | 0 | 0 | Y | | N | 10/2025 | \$46.50 | |
| 23764 | KUSHIMOTO | 05/30/1962 | Active | 37 | 0 | 0 | 0.00% | 38 | | 4 | Y | | | 11/2025 | \$135.16 | |



Club Health Assessment for District 335 B through December 2025

| | | | Status | Membership | | | | | | Reports | | | | Finance | LCIF | |
|------------------------------------|-------------------------------|--------------|-------------------------------------|-------------------------|-------------------|---------------------|---------------------|-------------------------|---------------------------------------|--------------------------------|--------------------------------|---------------------------------|-------------------|--------------------------------------|-----------------|---------------|
| Club Number | Club Name | Charter Date | Times in Status Quo in Past 2 Years | Current Member Count ** | YTD Members Added | YTD Members Dropped | YTD Net Growth% *** | Member Count 1 Year Ago | Dropped Members Avg.Length of Service | Months Since Membership Update | Current Officers Reported **** | Current President Repeated Term | VP Reported ***** | Last Date Reported Service (mm/yyyy) | Account Balance | YTD Donations |
| 23765 | MATSUBARA | 06/29/1964 | Active | 66 | 0 | 0 | 0.00% | 70 | | 4 | Y | | N | 12/2025 | 90+ Days | \$16,879.36 |
| 23766 | MINABE | 03/16/1969 | Active | 35 | 0 | 1 | -2.78% | 34 | 4 | 0 | N | None | | 01/2024 | | \$125.71 |
| 23767 | MINOH | 05/10/1961 | Active | 48 | 2 | 5 | -5.88% | 54 | 18 | 0 | N | | N | 12/2025 | | \$7,788.17 |
| 37898 | MINOO SENBA | 12/19/1979 | Active | 25 | 0 | 1 | -3.85% | 25 | 3 | 0 | Y | | N | 12/2025 | | \$1,343.33 |
| 31496 | MISAKI | 12/08/1975 | Active | 34 | 1 | 2 | -2.86% | 33 | 30 | 0 | Y | | N | 10/2025 | | \$2,673.63 |
| 23769 | MORIGUCHI | 10/13/1960 | Active | 52 | 2 | 1 | 1.96% | 49 | 0 | 0 | Y | | N | 11/2025 | | \$8,229.33 |
| 23770 | NAGA | 10/27/1963 | Active | 55 | 6 | 2 | 7.84% | 48 | 5 | 1 | Y | | | 12/2025 | | \$2,000.01 |
| 33195 | NANKISHIRAHAMA | 12/31/1976 | Active | 19 | 0 | 0 | 0.00% | 21 | | 5 | N | | N | 12/2025 | | \$73.26 |
| 33161 | NEYAGAWA CHUO | 12/23/1976 | Active | 65 | 4 | 2 | 3.17% | 65 | 5 | 0 | Y | | N | 10/2025 | | \$2,788.77 |
| 33162 | NOSE | 12/23/1976 | Active | 23 | 0 | 0 | 0.00% | 25 | | 6 | Y | | | 12/2025 | | \$84.99 |
| 23787 | OSAKA | 04/16/1953 | Active | 82 | 2 | 2 | 0.00% | 78 | 12 | 0 | Y | | N | 11/2025 | | \$11,044.79 |
| 23777 | OSAKA ABENO | 01/26/1963 | Active | 27 | 2 | 2 | 0.00% | 26 | 1 | 3 | N | | | 11/2025 | | \$2,174.01 |
| 23790 | OSAKA CHYUBU | 03/22/1962 | Active | 22 | 0 | 0 | 0.00% | 24 | | 4 | Y | | | 10/2025 | | \$54.26 |
| 141315 | Osaka Connect | 04/02/2020 | Active | 12 | 0 | 1 | -7.69% | 13 | 1 | 0 | Y | 2 | R | 11/2025 | | \$338.73 |
| 61748 | OSAKA COSMOS | 04/01/1999 | Active | 22 | 0 | 3 | -12.00% | 26 | 14 | 0 | Y | | N | 12/2025 | | |
| 23788 | OSAKA DOJIMA | 03/26/1961 | Active | 35 | 0 | 0 | 0.00% | 38 | | 4 | Y | | R | 04/2025 | | |
| 101610 | OSAKA DREAM | 03/28/2008 | Active | 11 | 2 | 1 | 10.00% | 21 | 17 | 2 | Y | | N | 10/2025 | | |
| 23780 | OSAKA FUKUSHIMA | 11/01/1963 | Active | 45 | 4 | 0 | 9.76% | 43 | | 0 | Y | | N | 10/2025 | | \$2,040.01 |
| 98758 | OSAKA GINBASHI | 03/13/2007 | Active | 15 | 0 | 0 | 0.00% | 15 | | 10 | Y | 3 | | 01/2014 | | \$67.25 |
| 23782 | OSAKA HIGASHISUMIYOSHI HIRANO | 06/25/1963 | Active | 9 | 0 | 0 | 0.00% | 9 | | 4 | Y | | IP | 08/2025 | \$38.73 | |
| 23821 | OSAKA HIGASHIYODO | 11/05/1973 | Active | 20 | 0 | 0 | 0.00% | 30 | | 4 | Y | | | 11/2025 | \$4,040.36 | |
| Exc Award (06/30/2016, 06/30/2017) | | | | | | | | | | | | | | | | |
| 23810 | OSAKA IKUNO | 11/13/1964 | Active | 44 | 2 | 4 | -4.35% | 51 | 4 | 0 | Y | | N | 11/2025 | \$5,179.90 | |
| 151091 | Osaka Joinus | 06/15/2022 | Active | 21 | 1 | 0 | 5.00% | 21 | | 1 | Y | 2 | N | 10/2025 | \$48.42 | |
| 23779 | OSAKA JOTO | 04/28/1964 | Active | 22 | 0 | 0 | 0.00% | 20 | | 4 | Y | 2 | | 11/2024 | \$33.62 | |
| 67607 | OSAKA MARGUERITE | 04/04/2003 | Active | 31 | 0 | 0 | 0.00% | 30 | | 11 | Y | 2 | | 10/2025 | \$2,426.98 | |
| 23795 | OSAKA MINATO | 08/20/1960 | Active | 64 | 1 | 2 | -1.54% | 48 | 10 | 0 | Y | | R | 12/2025 | \$6,560.46 | |
| 23820 | OSAKA MIOTSUKUSHI | 04/24/1972 | Active | 37 | 3 | 1 | 5.71% | 36 | 4 | 2 | Y | | N | 11/2025 | \$7,372.02 | |



Club Health Assessment for District 335 B through December 2025

| | | | Status | Membership | | | | | | Reports | | | | Finance | | LCIF |
|------------------------|--------------------|--------------|-------------------------------------|-------------------------|-------------------|---------------------|---------------------|-------------------------|---------------------------------------|--------------------------------|--------------------------------|---------------------------------|-------------------|--------------------------------------|-----------------|---------------|
| Club Number | Club Name | Charter Date | Times in Status Quo in Past 2 Years | Current Member Count ** | YTD Members Added | YTD Members Dropped | YTD Net Growth% *** | Member Count 1 Year Ago | Dropped Members Avg.Length of Service | Months Since Membership Update | Current Officers Reported **** | Current President Repeated Term | VP Reported ***** | Last Date Reported Service (mm/yyyy) | Account Balance | YTD Donations |
| 23798 | OSAKA MIYAKOJIMA | 08/18/1962 | Active | 27 | 0 | 0 | 0.00% | 30 | | 4 | N | | | 11/2025 | 90+ Days | \$3,626.90 |
| 23772 | OSAKA NAKANOSHIMA | 11/16/1973 | Active | 16 | 0 | 4 | -20.00% | 22 | 13 | 0 | Y | | | 12/2019 | | \$100.00 |
| 98759 | OSAKA NAMIHAYA | 03/13/2007 | Active | 44 | 0 | 0 | 0.00% | 46 | | 6 | Y | | N | 05/2025 | | |
| Exc Award (06/30/2023) | | | | | | | | | | | | | | | | |
| 46564 | OSAKA NANBA | 09/02/1986 | Active | 26 | 2 | 0 | 8.33% | 24 | | 1 | Y | | N | 06/2025 | | \$258.12 |
| 23806 | OSAKA NISHIYODO | 07/27/1963 | Active | 18 | 0 | 2 | -10.00% | 18 | 9 | 2 | Y | | N | 03/2025 | | |
| 23796 | OSAKA NORTH | 01/26/1962 | Active | 46 | 1 | 1 | 0.00% | 48 | 13 | 1 | Y | | N | 12/2025 | | \$2,920.18 |
| Exc Award (06/30/2016) | | | | | | | | | | | | | | | | |
| 23783 | OSAKA OTEMAE | 06/20/1963 | Active | 15 | 0 | 3 | -16.67% | 18 | 3 | 0 | Y | | N | 11/2025 | | \$1,485.00 |
| 67347 | OSAKA PLUM | 02/17/2003 | Active | 21 | 0 | 0 | 0.00% | 21 | | 6 | N | None | | 06/2025 | | \$2,021.91 |
| 68667 | OSAKA SAKURA | 04/30/2003 | Active | 27 | 0 | 0 | 0.00% | 28 | | 0 | Y | | | 12/2025 | \$1,460.99 | |
| 35274 | OSAKA SAKURANOMIYA | 03/06/1978 | Active | 119 | 3 | 11 | -6.30% | 127 | 10 | 0 | Y | | | 11/2025 | \$7,222.39 | |
| Exc Award (06/30/2016) | | | | | | | | | | | | | | | | |
| 61183 | OSAKA SENIOR | 10/12/1998 | Active | 9 | 1 | 2 | -10.00% | 18 | 18 | 2 | Y | | N | 11/2025 | | |
| 39386 | OSAKA SHINOSAKA | 01/27/1981 | Active | 11 | 0 | 1 | -8.33% | 15 | 1 | 0 | Y | | | 12/2025 | \$106.72 | |
| Exc Award (06/30/2016) | | | | | | | | | | | | | | | | |
| 23819 | OSAKA SONEZAKI | 02/28/1973 | Active | 15 | 0 | 0 | 0.00% | 15 | | 4 | N | | N | 11/2019 | | |
| 23797 | OSAKA SOUTH | 02/27/1958 | Active | 27 | 2 | 2 | 0.00% | 26 | 4 | 0 | Y | | N | 06/2025 | | |
| 23814 | OSAKA SUMINOE | 09/16/1970 | Active | 52 | 2 | 0 | 4.00% | 51 | | 1 | Y | | | 11/2025 | \$5,365.05 | |
| 23817 | OSAKA SUMIYOSHI | 03/10/1970 | Active | 25 | 1 | 1 | 0.00% | 12 | 29 | 0 | Y | | | 10/2025 | 90+ Days | \$3,357.49 |
| 23802 | OSAKA TAISHO | 11/06/1962 | Active | 36 | 1 | 0 | 2.86% | 39 | | 0 | N | | N | 12/2025 | \$2,897.60 | |
| 23808 | OSAKA TEIRYO | 06/21/1964 | Active | 25 | 4 | 0 | 19.05% | 24 | | 0 | Y | | N | 11/2025 | \$5,877.18 | |
| 23812 | OSAKA TENJINBASHI | 10/30/1966 | Active | 25 | 1 | 2 | -3.85% | 26 | 17 | 0 | N | | | 10/2025 | \$53.80 | |
| 23801 | OSAKA TENMA | 09/18/1962 | Active | 33 | 1 | 0 | 3.13% | 34 | | 0 | Y | | | 11/2025 | \$87.42 | |
| 23800 | OSAKA TENNOJI KOZU | 03/07/1961 | Active | 35 | 0 | 0 | 0.00% | 36 | | 4 | Y | | N | 06/2025 | \$5,020.17 | |
| 23822 | OSAKA TSURUMI | 11/08/1973 | Active | 39 | 2 | 3 | -2.50% | 45 | 29 | 0 | Y | | | 11/2024 | \$5,236.58 | |
| 23807 | OSAKA UMEDA | 09/16/1958 | Active | 25 | 0 | 0 | 0.00% | 25 | | 4 | Y | | | 12/2025 | \$1,000.00 | |
| Exc Award (06/30/2018) | | | | | | | | | | | | | | | | |
| 37754 | OSAKA UMEDA CHUO | 11/27/1979 | Active | 36 | 4 | 2 | 5.88% | 33 | 7 | 0 | Y | | N | 11/2025 | \$20.17 | |
| Exc Award (06/30/2017) | | | | | | | | | | | | | | | | |



Club Health Assessment for District 335 B through December 2025

| | | | Status | Membership | | | | | | Reports | | | | Finance | LCIF | |
|------------------------|------------------|--------------|-------------------------------------|-------------------------|-------------------|---------------------|---------------------|-------------------------|---------------------------------------|--------------------------------|--------------------------------|---------------------------------|-------------------|--------------------------------------|-----------------|---------------|
| Club Number | Club Name | Charter Date | Times in Status Quo in Past 2 Years | Current Member Count ** | YTD Members Added | YTD Members Dropped | YTD Net Growth% *** | Member Count 1 Year Ago | Dropped Members Avg.Length of Service | Months Since Membership Update | Current Officers Reported **** | Current President Repeated Term | VP Reported ***** | Last Date Reported Service (mm/yyyy) | Account Balance | YTD Donations |
| 141513 | Osaka Wakajishi | 04/28/2020 | Active | 24 | 4 | 3 | 4.35% | 24 | 2 | 0 | Y | | N | 12/2025 | 90+ Days | \$7,127.77 |
| 23816 | OSAKA WEST | 03/26/1960 | Active | 49 | 0 | 1 | -2.00% | 47 | 15 | 0 | Y | | | 11/2025 | | \$699.31 |
| 23803 | OSAKA YODOGAWA | 11/29/1962 | Active | 28 | 0 | 0 | 0.00% | 27 | | 4 | Y | | | 12/2025 | | \$2,588.59 |
| Exc Award (06/30/2016) | | | | | | | | | | | | | | | | |
| 50737 | OSAKASAYAMA | 06/25/1990 | Active | 43 | 2 | 1 | 2.38% | 41 | 2 | 1 | Y | | | 06/2025 | | |
| 23826 | SAKAI | 02/10/1958 | Active | 137 | 3 | 9 | -4.20% | 124 | 10 | 0 | Y | | N | 12/2025 | | \$17,465.12 |
| Exc Award (06/30/2025) | | | | | | | | | | | | | | | | |
| 23824 | SAKAI HAMADERA | 06/18/1964 | Active | 63 | 3 | 6 | -4.55% | 77 | 25 | 0 | Y | | N | 12/2025 | | \$11,543.27 |
| 23763 | SAKAI MIHARA | 04/24/1972 | Active | 31 | 0 | 0 | 0.00% | 33 | | 4 | N | | N | 08/2025 | | \$1,911.34 |
| 23827 | SAKAI NINTOKU | 04/26/1963 | Active | 42 | 4 | 0 | 10.53% | 33 | | 1 | Y | | N | 09/2025 | 90+ Days | \$2,553.30 |
| 61749 | SAKAI PHOENIX | 04/01/1999 | Active | 36 | 5 | 6 | -2.70% | 36 | 1 | 0 | Y | | | 12/2025 | | \$209.53 |
| 23825 | SAKAI RYOTO | 09/11/1972 | Active | 65 | 2 | 1 | 1.56% | 57 | 14 | 0 | Y | | N | 06/2025 | | \$15,490.98 |
| 139726 | Sakai Takaishi | 09/25/2019 | Active | 53 | 0 | 0 | 0.00% | 52 | | 6 | Y | | N | 05/2025 | | \$96.83 |
| 23823 | SAKAI TOMIOKA | 05/27/1967 | Active | 52 | 1 | 4 | -5.45% | 55 | 18 | 0 | Y | | N | 12/2025 | | \$9,186.58 |
| 23828 | SENNAN CHUO | 11/18/1968 | Active | 34 | 4 | 3 | 3.03% | 34 | 6 | 0 | Y | | | 11/2025 | | \$5,179.89 |
| 23768 | SETTSU | 03/25/1965 | Active | 54 | 1 | 1 | 0.00% | 56 | 9 | 0 | Y | | N | 06/2025 | | \$4,867.80 |
| 43301 | SHIJONAWATE CHUO | 12/16/1983 | Active | 21 | 2 | 1 | 5.00% | 19 | 25 | 0 | Y | | N | 11/2025 | | \$4,185.24 |
| 23836 | SHIMAMOTO | 06/24/1965 | Active | 35 | 0 | 2 | -5.41% | 35 | 2 | 1 | Y | | R | 11/2025 | | \$38.73 |
| 23834 | SHIMOTSU | 11/23/1963 | Active | 45 | 1 | 1 | 0.00% | 46 | 0 | 5 | Y | | N | 12/2025 | | \$93.77 |
| 23833 | SHINGU | 03/28/1961 | Active | 87 | 2 | 5 | -3.33% | 85 | 23 | 0 | Y | | N | 12/2025 | | \$121.58 |
| 23835 | SUITA | 09/22/1961 | Active | 22 | 3 | 4 | -4.35% | 32 | 9 | 0 | Y | | N | 12/2022 | | \$27.13 |
| 56529 | SUITA ESAKA | 02/14/1995 | Active | 70 | 2 | 2 | 0.00% | 65 | 2 | 0 | Y | | | 02/2022 | | \$2,033.91 |
| 30380 | SUITA HIGASHI | 03/06/1975 | Active | 33 | 1 | 1 | 0.00% | 35 | 1 | 3 | N | | | 12/2025 | 90+ Days | \$3,047.48 |
| 23838 | TAKATSUKI | 07/15/1961 | Active | 95 | 2 | 3 | -1.04% | 93 | 18 | 0 | Y | | N | 09/2025 | | \$21,006.86 |
| Exc Award (06/30/2018) | | | | | | | | | | | | | | | | |
| 34912 | TAKATSUKI CHUO | 12/19/1977 | Active | 23 | 0 | 0 | 0.00% | 30 | | 6 | Y | | N | 11/2025 | | |
| 48240 | TAKATSUKI GREEN | 03/07/1988 | Active | 43 | 4 | 2 | 4.88% | 41 | 2 | 0 | Y | | N | 11/2021 | 90+ Days | \$1,162.69 |
| 23839 | TANABE | 10/19/1971 | Active | 33 | 0 | 1 | -2.94% | 34 | 2 | 3 | Y | | N | 11/2025 | | \$25.55 |
| 23842 | TONDABAYASHI | 12/07/1963 | Active | 18 | 1 | 5 | -18.18% | 22 | 8 | 0 | Y | | N | 12/2025 | | \$1,619.37 |



Club Health Assessment for District 335 B through December 2025

INTERNATIONAL

| Club Number | Club Name | Charter Date | Status | Membership | | | | | | Reports | | | | Finance | LCIF | |
|-------------|--------------------|--------------|-------------------------------------|-------------------------|-------------------|---------------------|---------------------|-------------------------|---------------------------------------|--------------------------------|--------------------------------|---------------------------------|-------------------|--------------------------------------|-----------------|---------------|
| | | | Times in Status Quo in Past 2 Years | Current Member Count ** | YTD Members Added | YTD Members Dropped | YTD Net Growth% *** | Member Count 1 Year Ago | Dropped Members Avg.Length of Service | Months Since Membership Update | Current Officers Reported **** | Current President Repeated Term | VP Reported ***** | Last Date Reported Service (mm/yyyy) | Account Balance | YTD Donations |
| 40193 | TONDAGAWA LC | 06/24/1981 | Active | 23 | 0 | 3 | -11.54% | 30 | 15 | 0 | Y | | N | 12/2025 | | \$51.10 |
| 23840 | TOYONAKA | 04/20/1960 | Active | 47 | 1 | 0 | 2.17% | 43 | | 2 | Y | | | 05/2025 | | \$2,783.13 |
| 23841 | TOYONAKA CHUO | 05/10/1961 | Active | 58 | 3 | 1 | 3.57% | 57 | 4 | 1 | Y | | | 03/2025 | | \$5,393.00 |
| 31498 | TOYONAKA KITA | 12/15/1975 | Active | 17 | 1 | 0 | 6.25% | 22 | | 5 | Y | | N | 09/2021 | | \$2,334.52 |
| 23843 | TOYONAKA MINAMI | 01/24/1967 | Active | 32 | 2 | 2 | 0.00% | 36 | 16 | 0 | Y | | N | 04/2025 | | \$53.28 |
| 58003 | TOYONAKA SENRI | 03/18/1996 | Active | 41 | 1 | 0 | 2.50% | 52 | | 4 | Y | | N | 11/2025 | | \$106.52 |
| 23844 | WAKAYAMA | 09/26/1959 | Active | 59 | 3 | 0 | 5.36% | 63 | | 2 | Y | | N | 12/2025 | | \$365.82 |
| 35902 | WAKAYAMA CHUO GOLD | 06/20/1978 | Active | 27 | 2 | 1 | 3.85% | 26 | 6 | 0 | Y | | N | 04/2025 | | \$57.80 |
| 103547 | WAKAYAMA KUROSHIO | 09/08/2008 | Active | 27 | 0 | 1 | -3.57% | 31 | 3 | 1 | Y | | N | 12/2025 | | \$215.68 |
| 23849 | YAO | 03/24/1960 | Active | 81 | 2 | 1 | 1.25% | 81 | 1 | 0 | Y | | | 12/2025 | | \$21,214.33 |
| 29663 | YAO CHUO | 07/23/1974 | Active | 65 | 1 | 1 | 0.00% | 65 | 11 | 3 | Y | | N | 12/2025 | | \$6,493.78 |
| 36849 | YAO KIKUKA | 03/30/1979 | Active | 34 | 0 | 1 | -2.86% | 35 | 12 | 0 | Y | | N | 11/2025 | | \$5,275.63 |

Clubs Cancelled Previous Fiscal Year – Clubs Cancelled within last 12 months may be reinstated

| Club Number | Club Name | Charter Date | Current Status* | Cancellation Date |
|-------------|-----------------------|--------------|-----------------|-------------------|
| 23755 | HIGASHI OSAKA KAWACHI | 05/01/1962 | Cancelled(6*) | 06/29/2025 |
| 23752 | KAINAN | 01/21/1961 | Cancelled(6*) | 06/29/2025 |
| 96834 | MINAMI OSAKA MISASAGI | 04/03/2006 | Cancelled(7*) | 06/29/2025 |
| 23784 | OSAKA NANIWA | 02/25/1963 | Cancelled(7*) | 06/29/2025 |
| 23774 | OSAKA YAMATOGAWA | 10/19/1971 | Cancelled(7*) | 06/29/2025 |
| 29758 | OSAKA YUHIGAOKA | 08/06/1974 | Cancelled(6*) | 12/30/2024 |

| Current Total Clubs Count | YTD New Clubs Count | YTD Cancelled Clubs Count | YTD Net Club Gain | Current Total Members Count | YTD Add | YTD Drop | YTD Net Growth | YTD Net Growth % | Member Count 12 Months Ago | Average Member Count Per Club | % of Clubs with less than 20 members | % No Officer Report in 12 Months | % of Clubs with balance 90+ days | Number of Clubs in Status Quo | % Status Quo Clubs in Financial Suspension | Number of Cancelled Clubs | Average Cancelled Club Age | Members Lost Due to Cancellation | % of Clubs Cancelled for Non-Financial Reasons |
|---------------------------|---------------------|---------------------------|-------------------|-----------------------------|---------|----------|----------------|------------------|----------------------------|-------------------------------|--------------------------------------|----------------------------------|----------------------------------|-------------------------------|--|---------------------------|----------------------------|----------------------------------|--|
| 137 | 0 | 0 | 0 | 5,699 | 215 | 243 | -28 | -0.49% | 5,775 | 42 | 12% | 1% | 8% | 0 | 0% | 0 | 0 | 0 | 0% |



Club Health Assessment for District 335 B through December 2025

INTERNATIONAL

| Club Number | Club Name | Charter Date | Status | Membership | | | | | Reports | | | | Finance | LCIF |
|-------------|-----------|--------------|-------------------------------------|-------------------------|-------------------|---------------------|---------------------|-------------------------|---------------------------------------|--------------------------------|--------------------------------|---------------------------------|-------------------|--------------------------------------|
| | | | Times in Status Quo in Past 2 Years | Current Member Count ** | YTD Members Added | YTD Members Dropped | YTD Net Growth% *** | Member Count 1 Year Ago | Dropped Members Avg.Length of Service | Months Since Membership Update | Current Officers Reported **** | Current President Repeated Term | VP Reported ***** | Last Date Reported Service (mm/yyyy) |

* - P - Priority Club. Cancellation Reasons: 1-Objectives/conduct, 2-Non-active club, 5-Non-existing club, 6-Disbanding, 7-Merger, 8-Financial Suspension, 9-District/Multiple District Dues.

** Red denotes below 15 active members.

*** Red denotes 20% + loss.

**** Y - all 3 (President, Secretary, Treasurer) club officers reported, N - not all 3 reported.

***** Abbreviation: N-New, IP-Immediate Past, R-Repeat.




Club Health Assessment for District 335 C through December 2025

| | | | Status | Membership | | | | | | Reports | | | | Finance | LCIF | |
|-------------------------------|--|--------------|-------------------------------------|-------------------------|-------------------|---------------------|---------------------|-------------------------|---------------------------------------|--------------------------------|--------------------------------|---------------------------------|-------------------|--------------------------------------|-----------------|---------------|
| Club Number | Club Name | Charter Date | Times in Status Quo in Past 2 Years | Current Member Count ** | YTD Members Added | YTD Members Dropped | YTD Net Growth% *** | Member Count 1 Year Ago | Dropped Members Avg.Length of Service | Months Since Membership Update | Current Officers Reported **** | Current President Repeated Term | VP Reported ***** | Last Date Reported Service (mm/yyyy) | Account Balance | YTD Donations |
| Clubs less than two years old | | | | | | | | | | | | | | | | |
| 158090 | Kyoto Yushin | 04/29/2024 | Active | 19 | 4 | 0 | 26.67% | 11 | | 1 | Y | 2 | | 01/2025 | | |
| Clubs more than two years old | | | | | | | | | | | | | | | | |
| 24209 | AMINO | 06/28/1963 | Active | 26 | 0 | 0 | 0.00% | 26 | | 6 | Y | | | 12/2025 | | \$2,100.03 |
| 24210 | AYABE | 04/14/1964 | Active | 20 | 1 | 0 | 5.26% | 20 | | 4 | Y | | N | 12/2025 | | \$2,700.01 |
| | Exc Award (06/30/2016) | | | | | | | | | | | | | | | |
| 24211 | ECHI L C | 03/29/1972 | Active | 23 | 1 | 1 | 0.00% | 25 | 6 | 4 | Y | | | 03/2025 | | \$1,900.01 |
| 24212 | FUKUCHIYAMA | 12/09/1962 | Active | 34 | 0 | 1 | -2.86% | 39 | 19 | 4 | Y | | | 12/2025 | | \$2,200.03 |
| | Exc Award (06/30/2021) | | | | | | | | | | | | | | | |
| 38396 | FUKUCHIYAMA HIGASHI | 04/03/1980 | Active | 27 | 1 | 0 | 3.85% | 28 | | 4 | Y | | N | 08/2025 | | \$3,700.06 |
| 24214 | GOJYO | 11/07/1963 | Active | 11 | 0 | 0 | 0.00% | 14 | | 2 | Y | | N | 09/2025 | | \$800.00 |
| 24213 | GOSE | 11/11/1965 | Active | 10 | 0 | 0 | 0.00% | 10 | | 7 | Y | | | 12/2025 | | \$900.02 |
| 24215 | HIKONE | 03/28/1960 | Active | 58 | 2 | 2 | 0.00% | 61 | 9 | 0 | Y | | N | 12/2025 | | \$5,200.12 |
| 24217 | HINO | 08/24/1963 | Active | 24 | 0 | 2 | -7.69% | 28 | 31 | 4 | Y | | N | 04/2025 | | |
| 24218 | IKOMA | 11/05/1962 | Active | 28 | 0 | 0 | 0.00% | 29 | | 6 | Y | | N | 12/2025 | | |
| | Exc Award (06/30/2021) | | | | | | | | | | | | | | | |
| 24219 | JOYO | 12/13/1964 | Active | 22 | 0 | 1 | -4.35% | 25 | 7 | 0 | Y | | | 02/2025 | | \$1,700.04 |
| 24220 | KAMEOKA | 04/09/1961 | Active | 54 | 11 | 0 | 25.58% | 42 | | 0 | Y | | N | 12/2025 | | \$9,000.13 |
| | Exc Award (06/30/2018, 06/30/2021, 06/30/2025) | | | | | | | | | | | | | | | |
| 57463 | KAMEOKA HOZUGAWA | 10/30/1995 | Active | 40 | 3 | 0 | 8.11% | 39 | | 0 | Y | | N | 11/2025 | | \$4,300.07 |
| 56964 | KASHIBA | 05/16/1995 | Active | 32 | 2 | 0 | 6.67% | 32 | | 0 | Y | | N | 02/2025 | | |
| 24222 | KASHIHARA | 02/25/1964 | Active | 56 | 11 | 5 | 12.00% | 48 | 8 | 0 | Y | | | 12/2025 | | \$10,500.00 |
| | Exc Award (06/30/2025) | | | | | | | | | | | | | | | |
| 24221 | KINOMOTO | 06/21/1964 | Active | 35 | 0 | 0 | 0.00% | 35 | | 6 | Y | | N | 11/2024 | | \$2,700.02 |
| 24223 | KITAKATSURAGI L C | 09/06/1964 | Active | 17 | 2 | 0 | 13.33% | 15 | | 5 | Y | | | 05/2025 | | |
| 36851 | KUMIHAMA | 03/26/1979 | Active | 18 | 1 | 0 | 5.88% | 20 | | 4 | Y | | N | 12/2025 | 90+ Days | \$800.07 |
| 24225 | KUSATSU | 03/02/1961 | Active | 106 | 3 | 3 | 0.00% | 105 | 15 | 0 | Y | | N | 12/2025 | | \$4,000.00 |
| | Exc Award (06/30/2018) | | | | | | | | | | | | | | | |



Club Health Assessment for District 335 C through December 2025

|  | | | Status | Membership | | | | | | Reports | | | | Finance | LCIF | |
|--|--------------------|--------------|-------------------------------------|-------------------------|-------------------|---------------------|---------------------|-------------------------|---------------------------------------|--------------------------------|--------------------------------|---------------------------------|-------------------|--------------------------------------|-----------------|---------------|
| Club Number | Club Name | Charter Date | Times in Status Quo in Past 2 Years | Current Member Count ** | YTD Members Added | YTD Members Dropped | YTD Net Growth% *** | Member Count 1 Year Ago | Dropped Members Avg.Length of Service | Months Since Membership Update | Current Officers Reported **** | Current President Repeated Term | VP Reported ***** | Last Date Reported Service (mm/yyyy) | Account Balance | YTD Donations |
| 24226 | KYOTO | 10/13/1953 | Active | 84 | 8 | 2 | 7.69% | 81 | 34 | 0 | Y | | N | 01/2025 | | |
| 24228 | KYOTO AOI | 01/24/1961 | Active | 16 | 0 | 3 | -15.79% | 19 | 17 | 0 | Y | | | 12/2025 | | |
| 46796 | KYOTO ARASHIYAMA | 12/01/1986 | Active | 37 | 1 | 2 | -2.63% | 37 | 1 | 0 | Y | | N | 08/2025 | | \$2,050.04 |
| Exc Award (06/30/2023) | | | | | | | | | | | | | | | | |
| 78205 | KYOTO CHERRY | 02/17/2004 | Active | 22 | 1 | 2 | -4.35% | 27 | 22 | 0 | Y | | N | 12/2025 | | |
| 33125 | KYOTO DAIGO | 12/13/1976 | Active | 32 | 0 | 2 | -5.88% | 33 | 13 | 1 | Y | 2 | N | 12/2025 | | \$2,600.02 |
| 24230 | KYOTO EAST | 03/15/1963 | Active | 36 | 1 | 0 | 2.86% | 31 | | 0 | Y | | N | 11/2025 | | \$25,600.20 |
| 122188 | Kyoto Grace | 05/12/2014 | Active | 13 | 0 | 0 | 0.00% | 14 | | 4 | Y | | N | 12/2025 | | (\$50.00) |
| 24231 | KYOTO HEIAN | 10/26/1959 | Active | 31 | 0 | 0 | 0.00% | 34 | | 6 | Y | | | 11/2024 | | |
| Exc Award (06/30/2016) | | | | | | | | | | | | | | | | |
| 52159 | KYOTO HIYOSHIGAOKA | 11/12/1991 | Active | 11 | 0 | 0 | 0.00% | 16 | | 6 | Y | | | 12/2025 | | |
| 124703 | Kyoto Hokomachi | 04/29/2015 | Active | 34 | 0 | 0 | 0.00% | 34 | | 6 | Y | | | 05/2025 | | \$10,000.00 |
| 28161 | KYOTO HORIKAWA | 02/12/1974 | Active | 102 | 1 | 1 | 0.00% | 94 | 8 | 4 | Y | | N | 12/2025 | | \$3,000.01 |
| Exc Award (06/30/2024, 06/30/2025) | | | | | | | | | | | | | | | | |
| 58041 | KYOTO JONAN | 03/26/1996 | Active | 25 | 0 | 1 | -3.85% | 29 | 11 | 0 | Y | | N | 06/2025 | | \$6,600.04 |
| 56517 | KYOTO KAMO | 02/07/1995 | Active | 30 | 4 | 3 | 3.45% | 32 | 24 | 1 | Y | | | 08/2025 | | \$5,200.01 |
| 24232 | KYOTO KAMOGAWA | 11/28/1962 | Active | 51 | 4 | 2 | 4.08% | 54 | 14 | 2 | Y | | N | 12/2025 | | \$12,100.07 |
| 24227 | KYOTO KATSURA | 03/20/1965 | Active | 16 | 0 | 0 | 0.00% | 17 | | 6 | Y | | | 10/2025 | | |
| 48241 | KYOTO KYORAKU | 03/01/1988 | Active | 30 | 3 | 2 | 3.45% | 29 | 12 | 1 | Y | | N | 10/2024 | 90+ Days | |
| Exc Award (06/30/2016, 06/30/2023) | | | | | | | | | | | | | | | | |
| 63635 | KYOTO MILLENNIUM | 10/18/2000 | Active | 40 | 2 | 0 | 5.26% | 40 | | 0 | Y | | N | 11/2025 | | \$3,299.98 |
| 24233 | KYOTO MOMOYAMA | 09/08/1961 | Active | 80 | 4 | 1 | 3.90% | 72 | 7 | 0 | Y | | N | 12/2025 | | \$4,100.02 |
| Exc Award (06/30/2017, 06/30/2020) | | | | | | | | | | | | | | | | |
| 82694 | KYOTO MURASAKI | 06/18/2004 | Active | 40 | 3 | 1 | 5.26% | 41 | 6 | 2 | Y | | | 12/2025 | | \$3,551.22 |
| 36279 | KYOTO MUROMACHI | 11/30/1978 | Active | 17 | 0 | 1 | -5.56% | 19 | 42 | 4 | Y | | | 03/2025 | | \$1,700.00 |
| 65063 | KYOTO NEW CENTURY | 03/15/2002 | Active | 13 | 1 | 0 | 8.33% | 15 | | 2 | Y | | N | 12/2024 | | \$1,300.03 |
| 67385 | KYOTO NISHIKI | 03/11/2003 | Active | 37 | 1 | 1 | 0.00% | 38 | 2 | 1 | Y | | | 02/2025 | | |
| 24229 | KYOTO NORTH | 10/19/1963 | Active | 22 | 0 | 1 | -4.35% | 23 | 52 | 0 | Y | | | 02/2025 | | \$2,000.04 |
| 38239 | KYOTO OMURO | 03/24/1980 | Active | 3 | 0 | 0 | 0.00% | 5 | | 4 | N | | | 10/2025 | | |
| 24234 | KYOTO OTOKUNI | 03/15/1963 | Active | 46 | 2 | 2 | 0.00% | 47 | 2 | 0 | Y | | | 11/2025 | | \$4,600.10 |




Club Health Assessment for District 335 C through December 2025

| | | | Status | Membership | | | | | | Reports | | | | Finance | LCIF | |
|--|------------------|--------------|-------------------------------------|-------------------------|-------------------|---------------------|---------------------|-------------------------|---------------------------------------|--------------------------------|--------------------------------|---------------------------------|-------------------|--------------------------------------|-----------------|---------------|
| Club Number | Club Name | Charter Date | Times in Status Quo in Past 2 Years | Current Member Count ** | YTD Members Added | YTD Members Dropped | YTD Net Growth% *** | Member Count 1 Year Ago | Dropped Members Avg.Length of Service | Months Since Membership Update | Current Officers Reported **** | Current President Repeated Term | VP Reported ***** | Last Date Reported Service (mm/yyyy) | Account Balance | YTD Donations |
| Exc Award (06/30/2024) | | | | | | | | | | | | | | | | |
| 51135 | KYOTO PALACE | 12/17/1990 | Active | 28 | 5 | 2 | 12.00% | 26 | 6 | 2 | Y | | | 12/2025 | 90+ Days | \$3,400.05 |
| 24241 | KYOTO RAKUNAN | 03/26/1973 | Active | 34 | 0 | 1 | -2.86% | 37 | 1 | 0 | Y | | N | 12/2025 | | \$4,500.05 |
| 33615 | KYOTO RAKUSAI | 03/22/1977 | Active | 15 | 0 | 0 | 0.00% | 10 | | 6 | Y | 4 | R | 10/2024 | | \$2,500.00 |
| 50334 | KYOTO RAKUSUI | 03/21/1990 | Active | 33 | 2 | 2 | 0.00% | 33 | 21 | 0 | Y | | | 12/2025 | | |
| Exc Award (06/30/2020) | | | | | | | | | | | | | | | | |
| 24237 | KYOTO RAKUTO | 03/30/1972 | Active | 27 | 0 | 0 | 0.00% | 28 | | 5 | Y | | | 03/2025 | 90+ Days | \$2,000.04 |
| 24235 | KYOTO RAKUYO | 10/08/1958 | Active | 62 | 0 | 3 | -4.62% | 62 | 28 | 1 | N | | | 12/2025 | | \$2,728.25 |
| 35903 | KYOTO ROYAL | 06/20/1978 | Active | 20 | 2 | 7 | -20.00% | 28 | 10 | 0 | Y | | N | 12/2025 | | |
| Exc Award (06/30/2022, 06/30/2025) | | | | | | | | | | | | | | | | |
| 46798 | KYOTO SAGANO | 12/01/1986 | Active | 31 | 0 | 0 | 0.00% | 31 | | 6 | Y | | N | 11/2025 | | \$2,400.05 |
| 24238 | KYOTO SHIMEI | 11/28/1962 | Active | 44 | 0 | 0 | 0.00% | 46 | | 5 | Y | | | 12/2025 | | \$9,400.10 |
| Exc Award (06/30/2018) | | | | | | | | | | | | | | | | |
| 38240 | KYOTO SHUJAKU | 03/28/1980 | Active | 29 | 0 | 0 | 0.00% | 23 | | 4 | Y | | N | 12/2025 | | |
| Exc Award (06/30/2025) | | | | | | | | | | | | | | | | |
| 24239 | KYOTO SOUTH | 03/14/1964 | Active | 109 | 9 | 4 | 4.81% | 106 | 10 | 0 | Y | | N | 10/2025 | | \$36,300.23 |
| Exc Award (06/30/2016, 06/30/2021, 06/30/2022, 06/30/2023, 06/30/2024) | | | | | | | | | | | | | | | | |
| 24240 | KYOTO TACHIBANA | 05/09/1962 | Active | 65 | 2 | 0 | 3.17% | 64 | | 0 | Y | | | 12/2025 | | \$6,400.14 |
| 38936 | KYOTO TENJINGAWA | 09/18/1980 | Active | 13 | 0 | 1 | -7.14% | 15 | 39 | 3 | Y | 2 | N | 10/2025 | | |
| 51019 | KYOTO TOBA | 10/18/1990 | Active | 25 | 0 | 0 | 0.00% | 28 | | 6 | Y | | N | 07/2025 | | \$1,400.03 |
| 56254 | KYOTO TOKIWA | 11/17/1994 | Active | 21 | 2 | 1 | 5.00% | 22 | 0 | 0 | Y | | | 12/2025 | | \$1,080.01 |
| 41429 | KYOTO UZURANO | 05/06/1982 | Active | 35 | 1 | 2 | -2.78% | 41 | 5 | 2 | Y | | | 10/2025 | | \$9,153.88 |
| 68895 | KYOTO WANG IN | 06/05/2003 | Active | 16 | 0 | 1 | -5.88% | 17 | 30 | 3 | Y | | N | 12/2024 | | |
| 24242 | KYOTO WEST | 03/13/1962 | Active | 30 | 1 | 2 | -3.23% | 32 | 6 | 2 | Y | | | 11/2025 | | |
| 32450 | KYOTO YODO | 06/22/1976 | Active | 44 | 2 | 3 | -2.22% | 47 | 14 | 0 | Y | | N | 12/2025 | | \$10,600.07 |
| 51074 | MAIHARA | 11/21/1990 | Active | 27 | 1 | 0 | 3.85% | 24 | | 0 | Y | | N | 09/2025 | | \$3,500.12 |
| 24244 | MAIZURU | 03/19/1963 | Active | 40 | 0 | 5 | -11.11% | 43 | 22 | 0 | Y | | N | 12/2025 | | \$6,100.08 |
| Exc Award (06/30/2025) | | | | | | | | | | | | | | | | |
| 24245 | MINAKUCHI | 03/14/1965 | Active | 47 | 3 | 0 | 6.82% | 40 | | 0 | Y | | N | 01/2025 | | \$16,724.72 |
| 24246 | MIYAZU | 03/19/1963 | Active | 25 | 1 | 2 | -3.85% | 29 | 12 | 0 | Y | | N | 12/2025 | | \$2,700.06 |




Club Health Assessment for District 335 C through December 2025

|  | | | Status | Membership | | | | | | Reports | | | | Finance | LCIF | | |
|--|------------------|--------------|-------------------------------------|-------------------------|-------------------|---------------------|---------------------|-------------------------|---------------------------------------|--------------------------------|--------------------------------|---------------------------------|-------------------|--------------------------------------|-----------------|---------------|--|
| Club Number | Club Name | Charter Date | Times in Status Quo in Past 2 Years | Current Member Count ** | YTD Members Added | YTD Members Dropped | YTD Net Growth% *** | Member Count 1 Year Ago | Dropped Members Avg.Length of Service | Months Since Membership Update | Current Officers Reported **** | Current President Repeated Term | VP Reported ***** | Last Date Reported Service (mm/yyyy) | Account Balance | YTD Donations | |
| 24247 | NAGAHAMA | 09/17/1960 | Active | 79 | 3 | 1 | 2.60% | 77 | 2 | 4 | Y | | N | 10/2025 | 90+ Days | \$28,900.24 | |
| 24248 | NARA | 11/19/1959 | Active | 25 | 1 | 3 | -7.41% | 29 | 19 | 0 | Y | | N | 11/2025 | | \$3,269.54 | |
| 33798 | NARA CENTRAL | 04/12/1977 | Active | 22 | 0 | 1 | -4.35% | 24 | 5 | 5 | Y | | N | 07/2025 | | | |
| 155905 | Nara Suzaku | 09/18/2023 | Active | 23 | 0 | 0 | 0.00% | 23 | | 20 | Y | | R | 12/2025 | | | |
| 24249 | NARA WEST | 11/05/1962 | Active | 53 | 9 | 0 | 20.45% | 47 | | 1 | Y | | | 12/2025 | | \$4,167.34 | |
| Exc Award (06/30/2024) | | | | | | | | | | | | | | | | | |
| 24250 | NOTOGAWA | 05/10/1963 | Active | 26 | 0 | 0 | 0.00% | 27 | | 1 | N | | N | 12/2025 | | \$2,000.01 | |
| 24252 | OMI MORIYAMA L C | 07/01/1963 | Active | 66 | 1 | 2 | -1.49% | 74 | 35 | 0 | N | | | 02/2025 | | \$1,000.00 | |
| 24253 | OMIHACHIMAN | 06/27/1961 | Active | 59 | 2 | 2 | 0.00% | 59 | 2 | 3 | Y | | N | 12/2025 | | \$23,270.01 | |
| 24254 | OTSU | 04/20/1959 | Active | 44 | 2 | 2 | 0.00% | 42 | 7 | 0 | N | None | | 04/2025 | | \$4,400.26 | |
| 24255 | OTSU BIWAKO HIEI | 05/22/1963 | Active | 23 | 3 | 5 | -8.00% | 26 | 9 | 0 | Y | | | 11/2025 | \$2,100.00 | | |
| 29603 | RITTO | 06/25/1974 | Active | 60 | 7 | 1 | 11.11% | 58 | 31 | 2 | Y | | N | 12/2025 | \$7,224.12 | | |
| 36422 | RYUO | 12/29/1978 | Active | 38 | 1 | 0 | 2.70% | 38 | | 3 | N | | | 07/2025 | 90+ Days | \$1,000.01 | |
| 24257 | SAKURAI | 04/02/1963 | Active | 39 | 1 | 0 | 2.63% | 42 | | 5 | Y | | | 12/2024 | \$6,900.08 | | |
| 24259 | SHIGA KATATA L C | 04/04/1964 | Active | 17 | 0 | 0 | 0.00% | 18 | | 7 | Y | | N | 11/2025 | \$1,300.03 | | |
| 24260 | SONOBE | 03/26/1963 | Active | 44 | 2 | 1 | 2.33% | 42 | 11 | 0 | Y | | N | 11/2025 | \$4,300.03 | | |
| 24262 | TAKASHIMA | 03/11/1963 | Active | 38 | 6 | 5 | 2.70% | 38 | 9 | 0 | Y | | | 07/2025 | \$4,000.04 | | |
| 24264 | TANGO CHUO L C | 04/27/1965 | Active | 15 | 1 | 0 | 7.14% | 14 | | 4 | Y | | | 12/2025 | | | |
| 24263 | TENRI | 02/27/1964 | Active | 39 | 0 | 1 | -2.50% | 43 | 38 | 4 | Y | | | 07/2025 | \$4,900.57 | | |
| 24266 | TSUZUKI L C | 02/21/1965 | Active | 47 | 0 | 1 | -2.08% | 48 | 25 | 1 | Y | | N | 12/2025 | \$4,500.03 | | |
| 24256 | UDA L C | 06/23/1964 | Active | 25 | 0 | 0 | 0.00% | 27 | | 6 | Y | | N | 10/2025 | \$1,900.03 | | |
| 24267 | UJI | 03/30/1964 | Active | 12 | 0 | 0 | 0.00% | 14 | | 10 | Y | | | 10/2025 | \$2,132.75 | | |
| 24269 | YAMASHIRO | 03/07/1963 | Active | 23 | 1 | 0 | 4.55% | 22 | | 1 | Y | | N | 12/2025 | \$2,278.92 | | |
| Exc Award (06/30/2024) | | | | | | | | | | | | | | | | | |
| 24270 | YAMATO TAKADA | 03/12/1962 | Active | 43 | 0 | 3 | -6.52% | 47 | 51 | 3 | Y | | | 12/2025 | \$6,600.01 | | |
| 24271 | YAMATOKORIYAMA | 04/18/1965 | Active | 70 | 1 | 3 | -2.78% | 70 | 16 | 0 | Y | | | 12/2025 | \$8,700.18 | | |
| 32449 | YAMATOSHIKI | 06/22/1976 | Active | 17 | 2 | 1 | 6.25% | 17 | 26 | 1 | Y | | N | 12/2025 | \$1,800.04 | | |
| 40088 | YASU | 06/17/1981 | Active | 12 | 0 | 0 | 0.00% | 16 | | 6 | Y | 3 | | 08/2025 | | | |
| 45391 | YAWATA | 09/16/1985 | Active | 11 | 0 | 1 | -8.33% | 13 | 11 | 6 | Y | 3 | R | 11/2025 | | \$700.01 | |



Club Health Assessment for District 335 C through December 2025

|  | | | Status | Membership | | | | | | Reports | | | | Finance | LCIF | |
|--|-----------|--------------|-------------------------------------|-------------------------|-------------------|---------------------|---------------------|-------------------------|---------------------------------------|--------------------------------|--------------------------------|---------------------------------|-------------------|--------------------------------------|-----------------|---------------|
| Club Number | Club Name | Charter Date | Times in Status Quo in Past 2 Years | Current Member Count ** | YTD Members Added | YTD Members Dropped | YTD Net Growth% *** | Member Count 1 Year Ago | Dropped Members Avg.Length of Service | Months Since Membership Update | Current Officers Reported **** | Current President Repeated Term | VP Reported ***** | Last Date Reported Service (mm/yyyy) | Account Balance | YTD Donations |
| 24272 | YOKAICHI | 06/27/1961 | Active | 49 | 3 | 10 | -12.50% | 61 | 13 | 0 | Y | | | 02/2025 | | |

Clubs Cancelled Previous Fiscal Year – Clubs Cancelled within last 12 months may be reinstated

| Club Number | Club Name | Charter Date | Current Status* | Cancellation Date |
|-------------|----------------|--------------|-----------------|-------------------|
| 24216 | HIKONE KONKI | 02/21/1966 | Cancelled(6*) | 06/29/2025 |
| 24236 | KYOTO RAKUHOKU | 03/29/1965 | Cancelled(6*) | 06/29/2025 |
| 24268 | YAKUNO | 06/16/1966 | Cancelled(6*) | 06/29/2025 |

| Current Total Clubs Count | YTD New Clubs Count | YTD Cancelled Clubs Count | YTD Net Club Gain | Current Total Members Count | YTD Add | YTD Drop | YTD Net Growth | YTD Net Growth % | Member Count 12 Months Ago | Average Member Count Per Club | % of Clubs with less than 20 members | % No Officer Report in 12 Months | % of Clubs with balance 90+ days | Number of Clubs in Status Quo | % Status Quo Clubs in Financial Suspension | Number of Cancelled Clubs | Average Cancelled Club Age | Members Lost Due to Cancellation | % of Clubs Cancelled for Non-Financial Reasons |
|---------------------------|---------------------|---------------------------|-------------------|-----------------------------|---------|----------|----------------|------------------|----------------------------|-------------------------------|--------------------------------------|----------------------------------|----------------------------------|-------------------------------|--|---------------------------|----------------------------|----------------------------------|--|
| 96 | 0 | 0 | 0 | 3,367 | 155 | 121 | 34 | 1.02% | 3,421 | 35 | 22% | 0% | 7% | 0 | 0% | 0 | 0 | 0 | 0% |

* - P - Priority Club. Cancellation Reasons: 1-Objectives/conduct, 2-Non-active club, 5-Non-existing club, 6-Disbanding, 7-Merger, 8-Financial Suspension, 9-District/Multiple District Dues.

** Red denotes below 15 active members.

*** Red denotes 20% + loss.

**** Y - all 3 (President, Secretary, Treasurer) club officers reported, N - not all 3 reported.

***** Abbreviation: N-New, IP-Immediate Past, R-Repeat.



Club Health Assessment for District 335 D through December 2025

| | | | Status | Membership | | | | | Reports | | | | Finance | LCIF | | |
|--|---------------------|--------------|-------------------------------------|-------------------------|-------------------|---------------------|---------------------|-------------------------|---------------------------------------|--------------------------------|--------------------------------|---------------------------------|-------------------|--------------------------------------|-----------------|---------------|
| Club Number | Club Name | Charter Date | Times in Status Quo in Past 2 Years | Current Member Count ** | YTD Members Added | YTD Members Dropped | YTD Net Growth% *** | Member Count 1 Year Ago | Dropped Members Avg.Length of Service | Months Since Membership Update | Current Officers Reported **** | Current President Repeated Term | VP Reported ***** | Last Date Reported Service (mm/yyyy) | Account Balance | YTD Donations |
| Clubs more than two years old | | | | | | | | | | | | | | | | |
| 24280 | AIOI | 07/29/1962 | Active | 19 | 0 | 0 | 0.00% | 26 | | 6 | Y | | | 07/2023 | | |
| 24279 | AKO | 12/18/1962 | Active | 36 | 0 | 0 | 0.00% | 37 | | 6 | Y | | N | 12/2025 | | |
| 41637 | ASAGO | 06/16/1982 | Active | 4 | 1 | 0 | 33.33% | 3 | | 4 | N | None | | 03/2022 | | |
| 52198 | FUKUSAKI SALVIA | 11/25/1991 | Active | 27 | 10 | 1 | 50.00% | 20 | 0 | 1 | Y | | | 12/2025 | | \$2,900.00 |
| 30377 | HARIMA ICHIKAWA L C | 03/06/1975 | Active | 0 | 0 | 3 | -100.00% | 13 | 29 | 4 | N | None | | 11/2018 | | |
| 24295 | HARIMA MITSU L C | 06/06/1972 | Active | 19 | 0 | 0 | 0.00% | 19 | | 21 | Y | | R | 07/2025 | | |
| 24299 | HIMEJI | 12/15/1954 | Active | 40 | 1 | 0 | 2.56% | 42 | | 4 | Y | | N | 06/2025 | | \$18,913.66 |
| Exc Award (06/30/2018, 06/30/2022, 06/30/2023) | | | | | | | | | | | | | | | | |
| 24300 | HIMEJI CHUO | 10/24/1963 | Active | 77 | 0 | 0 | 0.00% | 76 | | 5 | Y | | | 11/2022 | | \$100.87 |
| 40970 | HIMEJI GREEN | 02/03/1982 | Active | 9 | 0 | 0 | 0.00% | 14 | | 8 | Y | | | 03/2025 | | |
| 24301 | HIMEJI HAKURYO | 01/28/1971 | Active | 20 | 0 | 0 | 0.00% | 22 | | 3 | Y | | N | 02/2025 | | \$300.00 |
| Exc Award (06/30/2018, 06/30/2021) | | | | | | | | | | | | | | | | |
| 30214 | HIMEJI KORYO | 02/05/1975 | Active | 37 | 4 | 0 | 12.12% | 35 | | 2 | Y | | N | 06/2025 | | \$738.79 |
| 53586 | HIMEJI MINAMI | 08/11/1992 | Active | 29 | 2 | 0 | 7.41% | 26 | | 1 | Y | | | 12/2025 | | |
| 35015 | HIMEJI NISHI | 01/31/1978 | Active | 17 | 1 | 2 | -5.56% | 19 | 29 | 0 | Y | | | 02/2023 | | \$113.57 |
| 24304 | HIMEJI OTEMAE | 03/27/1968 | Active | 62 | 4 | 0 | 6.90% | 63 | | 2 | Y | | N | 10/2025 | | \$61,571.19 |
| Exc Award (06/30/2017, 06/30/2021) | | | | | | | | | | | | | | | | |
| 24302 | HIMEJI ROJYO | 10/30/1958 | Active | 23 | 0 | 3 | -11.54% | 24 | 13 | 0 | N | | N | 06/2025 | | |
| 55551 | HIMEJI SAKURA | 04/12/1994 | Active | 23 | 3 | 1 | 9.52% | 24 | 13 | 4 | Y | | N | 11/2025 | 90+ Days | \$11,202.68 |
| 24303 | HIMEJI SHIRASAGI | 07/03/1961 | Active | 40 | 4 | 3 | 2.56% | 39 | 8 | 0 | Y | | N | 03/2025 | | |
| Exc Award (06/30/2022) | | | | | | | | | | | | | | | | |
| 68624 | HIMEJI STAR | 04/15/2003 | Active | 59 | 2 | 0 | 3.51% | 51 | | 1 | Y | | N | 06/2024 | | \$3,000.00 |
| 24379 | HIMEJI YUMESAKI | 03/26/1964 | Active | 13 | 0 | 0 | 0.00% | 15 | | 6 | N | None | | | | |
| 24314 | IZUSHI | 03/28/1964 | Active | 30 | 1 | 0 | 3.45% | 30 | | 5 | Y | | N | 09/2025 | | |
| Exc Award (06/30/2017) | | | | | | | | | | | | | | | | |
| 24317 | KAKOGAWA | 08/29/1959 | Active | 17 | 1 | 0 | 6.25% | 17 | | 5 | Y | | | 12/2025 | | \$1,200.03 |
| Exc Award (06/30/2016) | | | | | | | | | | | | | | | | |
| 39788 | KAKOGAWA CHUO | 04/13/1981 | Active | 86 | 4 | 3 | 1.18% | 88 | 14 | 0 | Y | | | 10/2025 | | \$27,119.46 |



Club Health Assessment for District 335 D through December 2025

| | | | Status | Membership | | | | | Reports | | | | Finance | LCIF | | |
|--|------------------|--------------|-------------------------------------|-------------------------|-------------------|---------------------|---------------------|-------------------------|---------------------------------------|--------------------------------|--------------------------------|---------------------------------|-------------------|--------------------------------------|-----------------|---------------|
| Club Number | Club Name | Charter Date | Times in Status Quo in Past 2 Years | Current Member Count ** | YTD Members Added | YTD Members Dropped | YTD Net Growth% *** | Member Count 1 Year Ago | Dropped Members Avg.Length of Service | Months Since Membership Update | Current Officers Reported **** | Current President Repeated Term | VP Reported ***** | Last Date Reported Service (mm/yyyy) | Account Balance | YTD Donations |
| Exc Award (06/30/2016, 06/30/2021) | | | | | | | | | | | | | | | | |
| 31499 | KAKOGAWA HIGASHI | 12/29/1975 | Active | 22 | 0 | 0 | 0.00% | 21 | | 6 | Y | | | 09/2024 | | \$800.00 |
| 96434 | KAKOGAWA SEIRYU | 03/07/2006 | Active | 15 | 0 | 0 | 0.00% | 15 | | 18 | Y | | N | 12/2023 | | \$100.03 |
| 24319 | KAMI | 08/06/1973 | Active | 23 | 1 | 0 | 4.55% | 21 | | 3 | Y | | | 02/2023 | 90+ Days | |
| 24320 | KAMIGORI | 03/13/1966 | Active | 16 | 0 | 2 | -11.11% | 18 | 7 | 5 | N | | N | 11/2022 | | |
| 24313 | KASAI | 03/14/1965 | Active | 19 | 0 | 0 | 0.00% | 18 | | 7 | Y | | N | 11/2025 | | \$8,320.08 |
| Exc Award (06/30/2022) | | | | | | | | | | | | | | | | |
| 24321 | KASAI HOJO | 03/19/1967 | Active | 14 | 1 | 0 | 7.69% | 14 | | 5 | Y | | N | 11/2024 | | \$500.00 |
| 24377 | KATO | 11/03/1963 | Active | 47 | 1 | 0 | 2.17% | 51 | | 5 | Y | | N | 12/2025 | | \$2,300.00 |
| 24344 | MIKI | 12/01/1962 | Active | 48 | 0 | 0 | 0.00% | 44 | | 6 | Y | | N | 12/2021 | | \$5,500.10 |
| Exc Award (06/30/2018) | | | | | | | | | | | | | | | | |
| 44693 | MIKI CHUO | 02/11/1985 | Active | 9 | 0 | 1 | -10.00% | 10 | 41 | 0 | N | None | | 01/2021 | | |
| 39789 | MIKI HIGASHI | 04/13/1981 | Active | 19 | 0 | 6 | -24.00% | 31 | 13 | 0 | Y | | N | 12/2025 | | \$1,400.00 |
| 24345 | MURAOKA | 03/30/1969 | Active | 27 | 0 | 0 | 0.00% | 27 | | 17 | Y | | N | 03/2024 | | |
| 24346 | NAKA | 11/18/1963 | Active | 15 | 0 | 0 | 0.00% | 16 | | 6 | N | | N | 12/2020 | | |
| 108225 | NISHI HARIMA | 04/27/2010 | Active | 30 | 0 | 0 | 0.00% | 30 | | 6 | Y | | | 12/2023 | | |
| 24350 | NISHIWAKI | 01/28/1963 | Active | 23 | 0 | 0 | 0.00% | 25 | | 6 | Y | | N | 07/2025 | | \$3,414.90 |
| 24355 | ONO | 10/27/1962 | Active | 33 | 1 | 1 | 0.00% | 30 | 14 | 1 | Y | | N | 10/2025 | | \$4,987.80 |
| Exc Award (06/30/2016, 06/30/2018, 06/30/2021, 06/30/2023) | | | | | | | | | | | | | | | | |
| 82592 | ONO HIMAWARI | 06/09/2004 | Active | 11 | 0 | 1 | -8.33% | 12 | 21 | 1 | Y | | N | 10/2025 | | \$1,000.02 |
| Exc Award (06/30/2016, 06/30/2023) | | | | | | | | | | | | | | | | |
| 24356 | ONSENCHO | 04/10/1968 | Active | 10 | 0 | 1 | -9.09% | 12 | 8 | 2 | N | None | | 05/2023 | | |
| 33799 | OYA | 04/12/1977 | Active | 9 | 0 | 0 | 0.00% | 9 | | 8 | N | None | | 11/2021 | | \$1,280.02 |
| 24360 | SANTO | 12/29/1972 | Active | 14 | 0 | 0 | 0.00% | 14 | | 8 | Y | | | 04/2022 | | \$400.00 |
| 24373 | TAISHI | 03/24/1968 | Active | 31 | 2 | 2 | 0.00% | 30 | 43 | 0 | Y | | | 12/2025 | | \$5,300.01 |
| 24368 | TAKASAGO | 07/18/1959 | Active | 24 | 1 | 0 | 4.35% | 31 | | 2 | Y | | | 09/2025 | | \$4,415.23 |
| 24371 | TATSUNO | 06/24/1962 | Active | 56 | 1 | 3 | -3.45% | 58 | 24 | 0 | Y | | | 09/2025 | | |
| 96788 | TATSUNO AKATONBO | 03/29/2006 | Active | 34 | 1 | 0 | 3.03% | 32 | | 3 | Y | | N | 03/2023 | | |
| 24372 | TOYOOKA | 04/29/1963 | Active | 34 | 2 | 0 | 6.25% | 33 | | 5 | Y | | | 06/2024 | | \$1,300.00 |



Club Health Assessment for District 335 D through December 2025

INTERNATIONAL

| Club Number | Club Name | Charter Date | Status | Membership | | | | | | Reports | | | | Finance | LCIF | |
|-------------|------------------------|--------------|-------------------------------------|-------------------------|-------------------|---------------------|-------------------|-------------------------|---------------------------------------|--------------------------------|--------------------------------|---------------------------------|-------------------|--------------------------------------|-----------------|---------------|
| | | | Times in Status Quo in Past 2 Years | Current Member Count ** | YTD Members Added | YTD Members Dropped | YTD Net Growth*** | Member Count 1 Year Ago | Dropped Members Avg.Length of Service | Months Since Membership Update | Current Officers Reported **** | Current President Repeated Term | VP Reported ***** | Last Date Reported Service (mm/yyyy) | Account Balance | YTD Donations |
| 34263 | TOYOOKA KIJO | 06/27/1977 | Active | 38 | 1 | 2 | -2.56% | 42 | 3 | 0 | Y | | | 07/2025 | | \$1,700.00 |
| | Exc Award (06/30/2022) | | | | | | | | | | | | | | | |
| 24374 | WADAYAMA | 11/06/1965 | Active | 37 | 1 | 1 | 0.00% | 37 | 0 | 1 | Y | | N | 10/2024 | | \$3,600.06 |
| 24376 | YAMASAKI | 02/07/1965 | Active | 39 | 3 | 1 | 5.41% | 40 | 5 | 2 | Y | | | 12/2023 | | \$1,700.01 |
| 24378 | YOKA | 03/25/1962 | Active | 14 | 0 | 0 | 0.00% | 14 | | 17 | Y | | N | 02/2024 | | \$191.64 |

Clubs Cancelled Previous Fiscal Year – Clubs Cancelled within last 12 months may be reinstated

| Club Number | Club Name | Charter Date | Current Status* | Cancellation Date |
|-------------|-----------------------|--------------|-----------------|-------------------|
| 24292 | FUKUZAKI | 09/24/1963 | Cancelled(6*) | 06/29/2025 |
| 24294 | HARIMA ICHINOMIYA L C | 04/06/1968 | Cancelled(6*) | 06/29/2025 |
| 78639 | HIMEJI HAKUCHO | 04/30/2004 | Cancelled(6*) | 06/29/2025 |

| Current Total Clubs Count | YTD New Clubs Count | YTD Cancelled Clubs Count | YTD Net Club Gain | Current Total Members Count | YTD Add | YTD Drop | YTD Net Growth | YTD Net Growth % | Member Count 12 Months Ago | Average Member Count Per Club | % of Clubs with less than 20 members | % No Officer Report in 12 Months | % of Clubs with balance 90+ days | Number of Clubs in Status Quo | % Status Quo Clubs in Financial Suspension | Number of Cancelled Clubs | Average Cancelled Club Age | Members Lost Due to Cancellation | % of Clubs Cancelled for Non-Financial Reasons |
|---------------------------|---------------------|---------------------------|-------------------|-----------------------------|---------|----------|----------------|------------------|----------------------------|-------------------------------|--------------------------------------|----------------------------------|----------------------------------|-------------------------------|--|---------------------------|----------------------------|----------------------------------|--|
| 50 | 0 | 0 | 0 | 1,398 | 54 | 37 | 17 | 1.23% | 1,438 | 28 | 40% | 10% | 4% | 0 | 0% | 0 | 0 | 0 | 0% |

* - P - Priority Club. Cancellation Reasons: 1-Objectives/conduct, 2-Non-active club, 5-Non-existing club, 6-Disbanding, 7-Merger, 8-Financial Suspension, 9-District/Multiple District Dues.

** Red denotes below 15 active members.

*** Red denotes 20% + loss.

**** Y - all 3 (President, Secretary, Treasurer) club officers reported, N - not all 3 reported.

***** Abbreviation: N-New, IP-Immediate Past, R-Repeat.